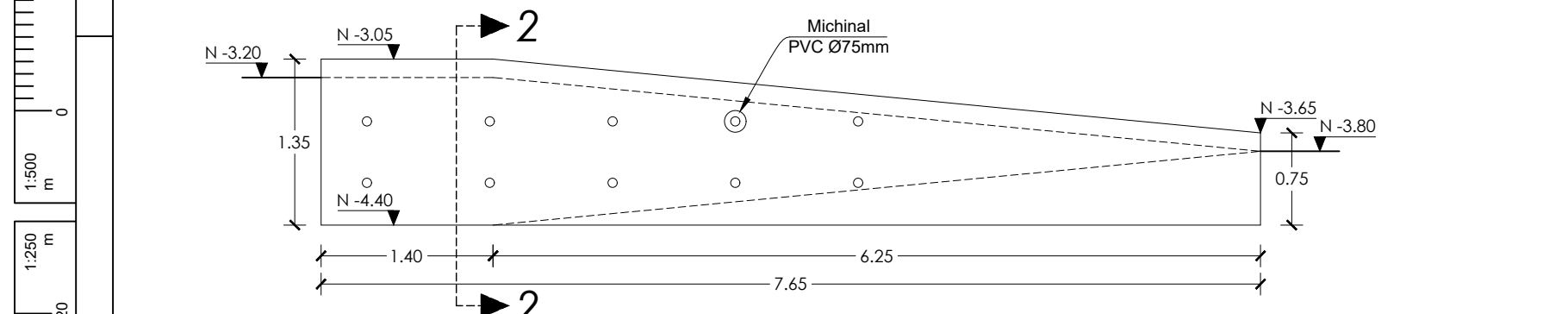


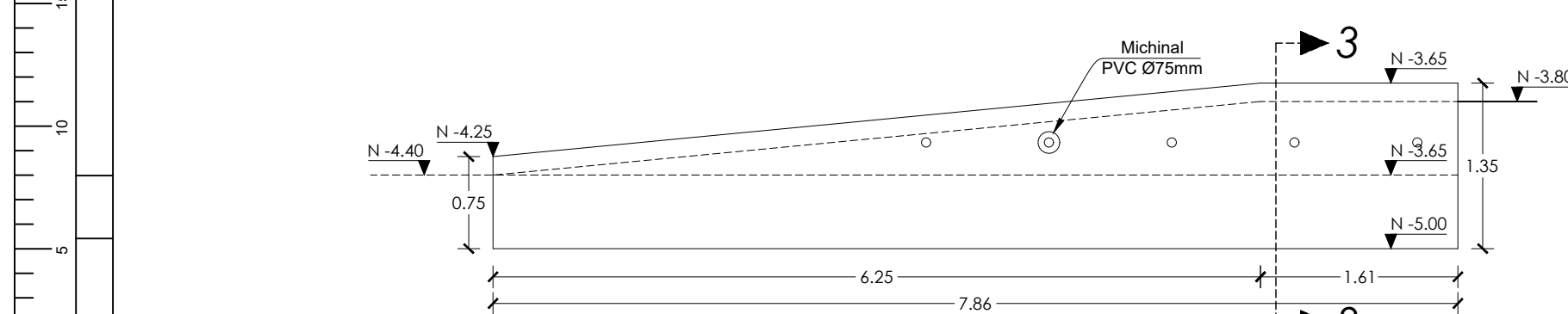
Configuración en elevación de muro de contención M2.1

ESCALA: 1: 50



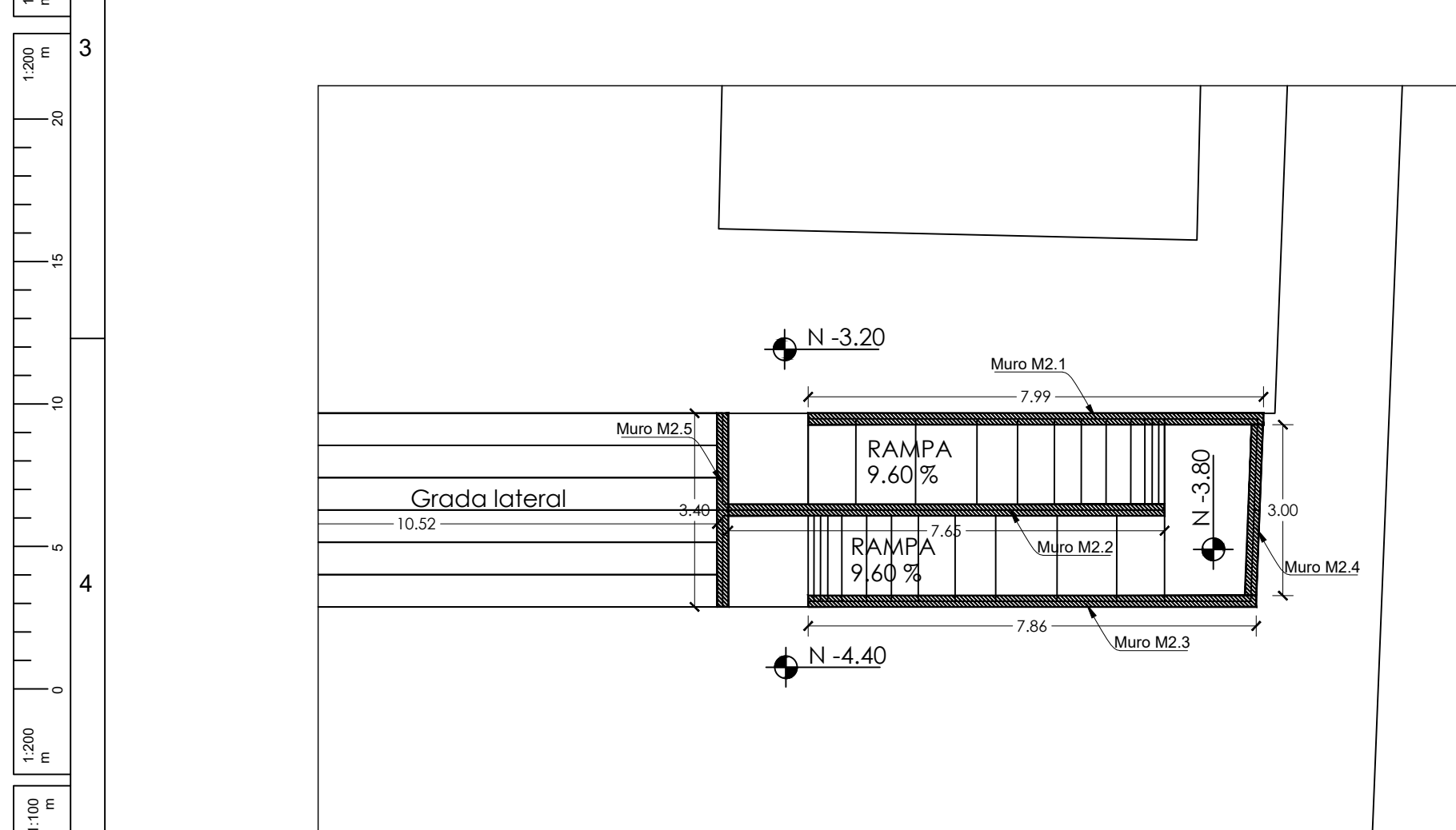
Configuración en elevación de muro de contención M2.2

ESCALA: 1: 50



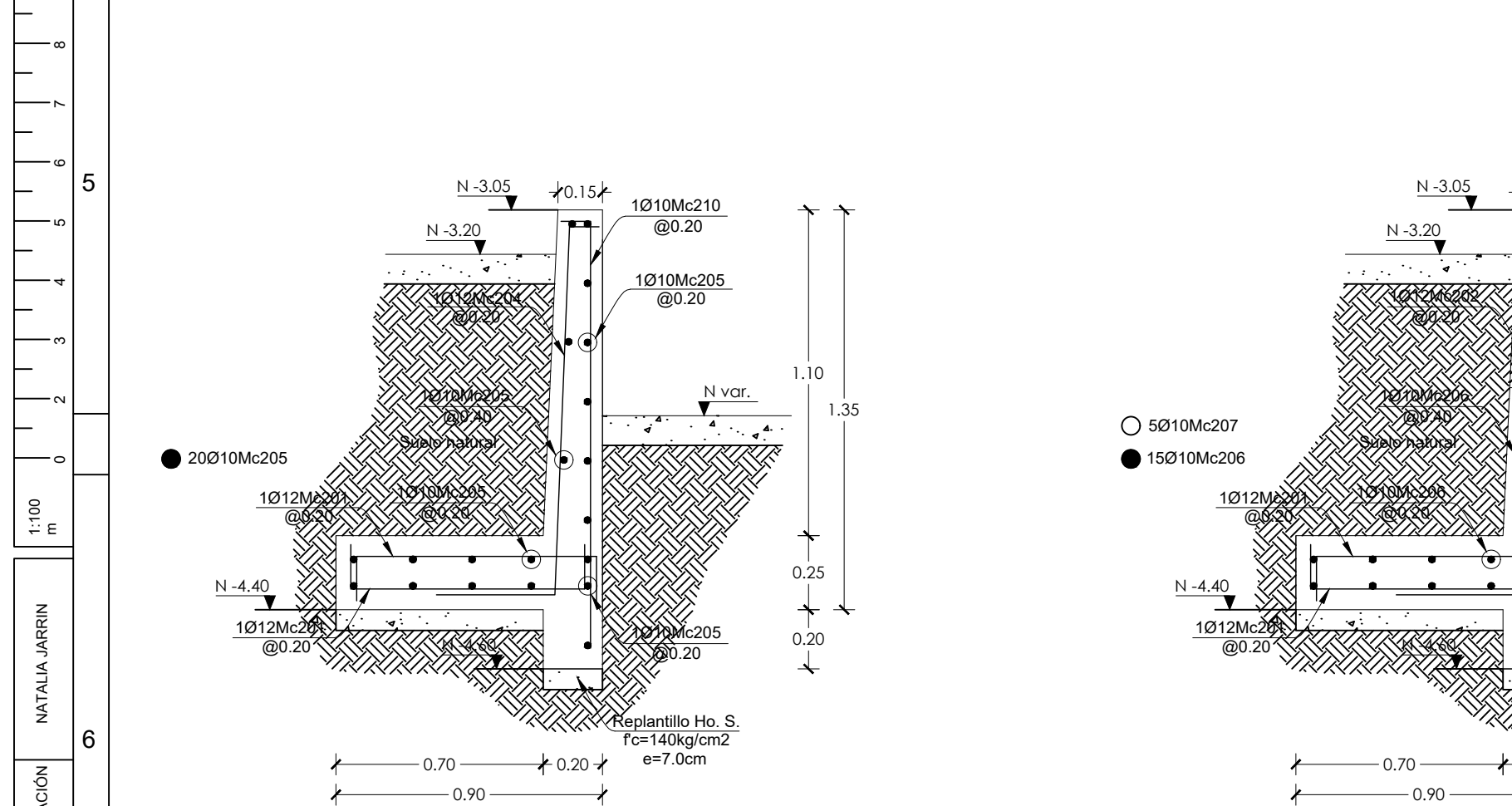
Configuración en elevación de muro de contención M2.3

ESCALA: 1: 50



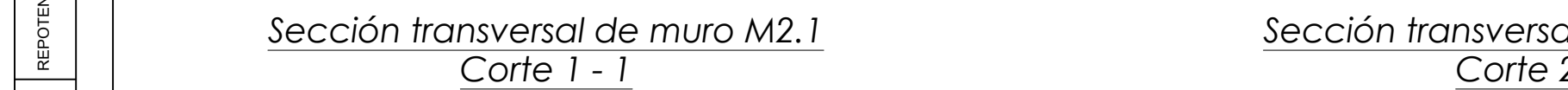
Ubicación de Muros de Contención M2

ESCALA: 1: 100



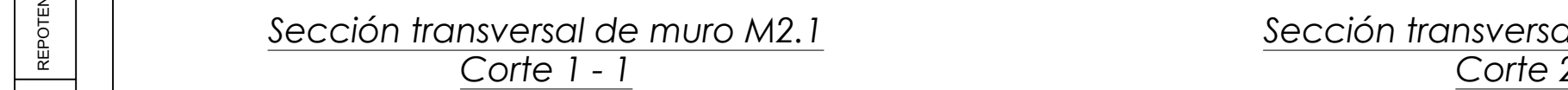
Sección transversal de muro M2.1
Corte 1 - 1

ESCALA: 1: 20



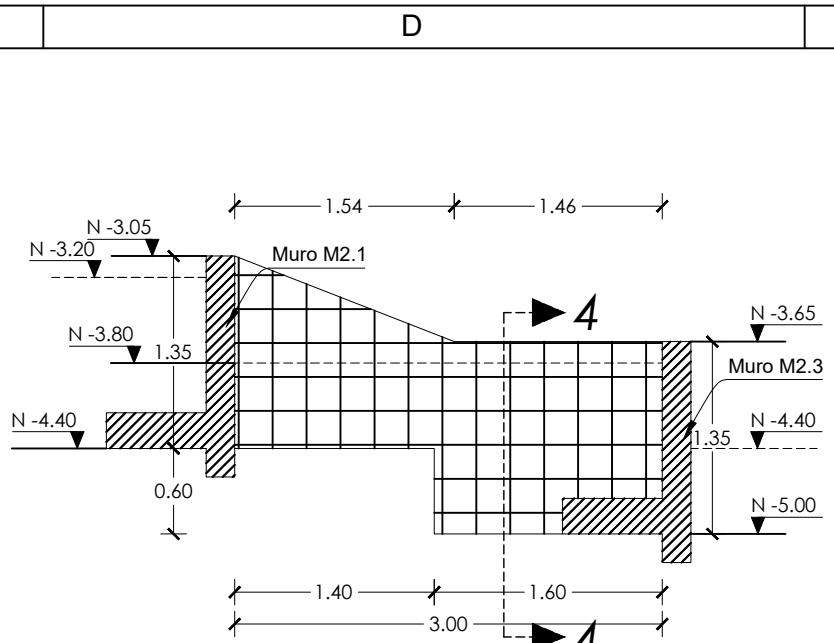
Sección transversal de muro M2.2
Corte 2 - 2

ESCALA: 1: 20



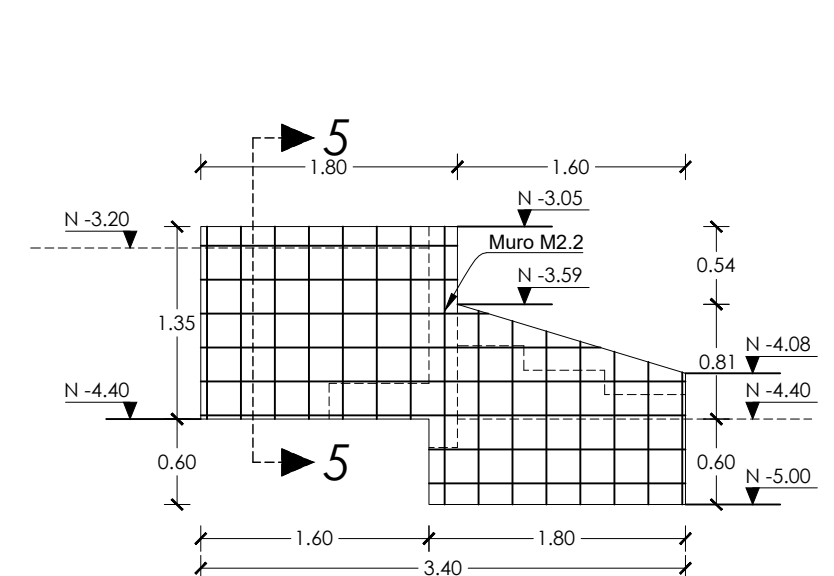
Sección transversal de muro M2.3
Corte 3 - 3

ESCALA: 1: 20



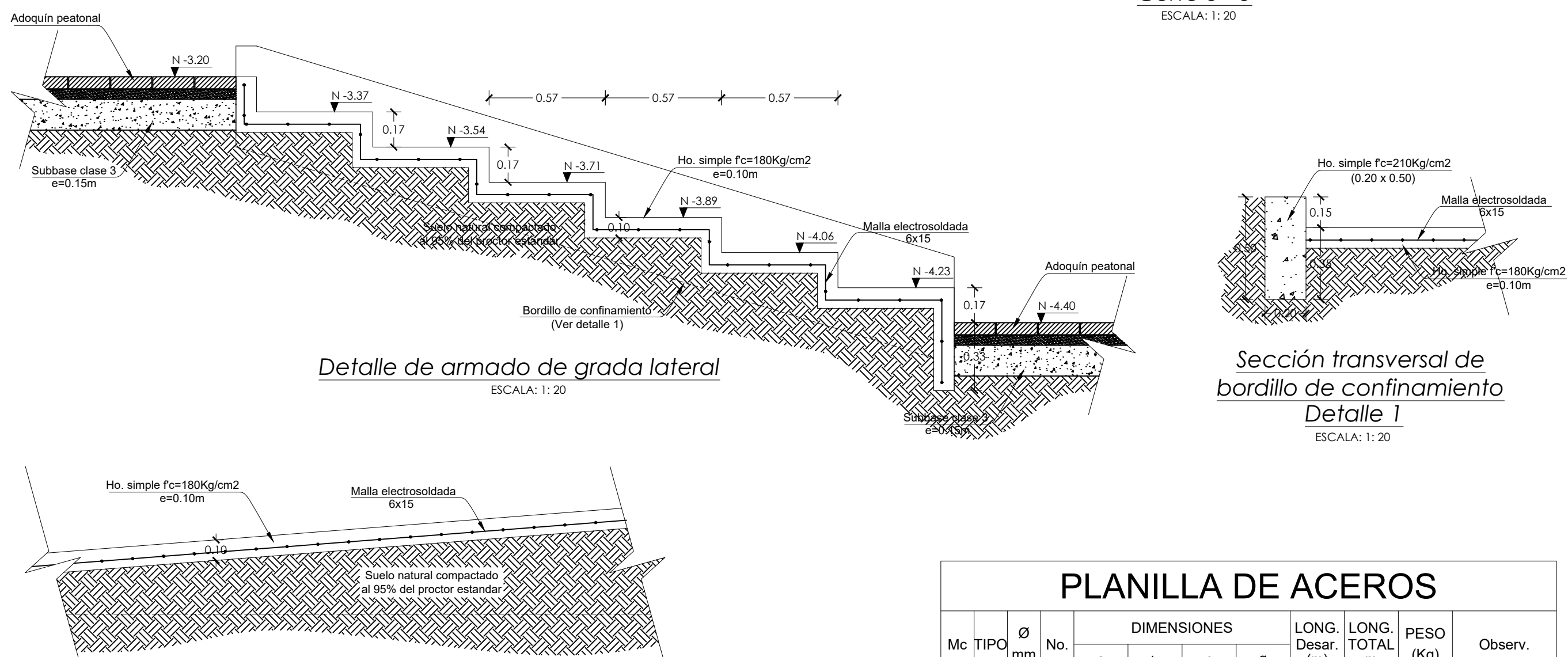
Configuración en elevación de muro de contención M2.4

ESCALA: 1: 50



Configuración en elevación de muro de contención M2.5

ESCALA: 1: 50



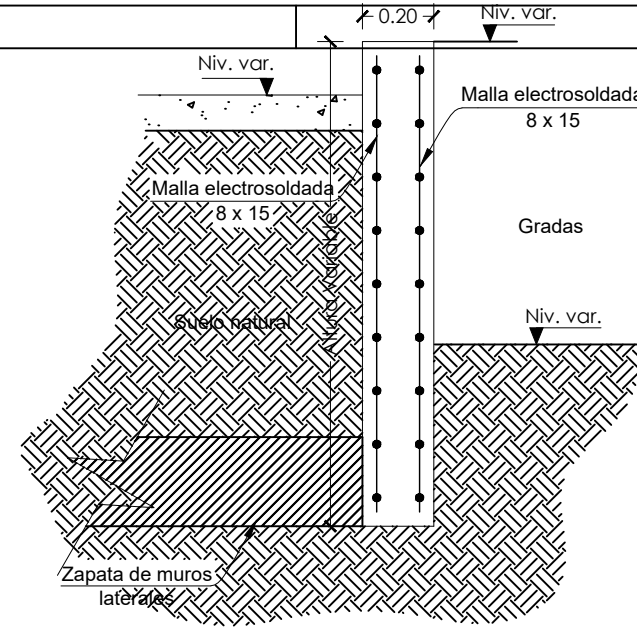
Detalle de armado de grada lateral

ESCALA: 1: 20



Detalle tipo de armado de Rampa

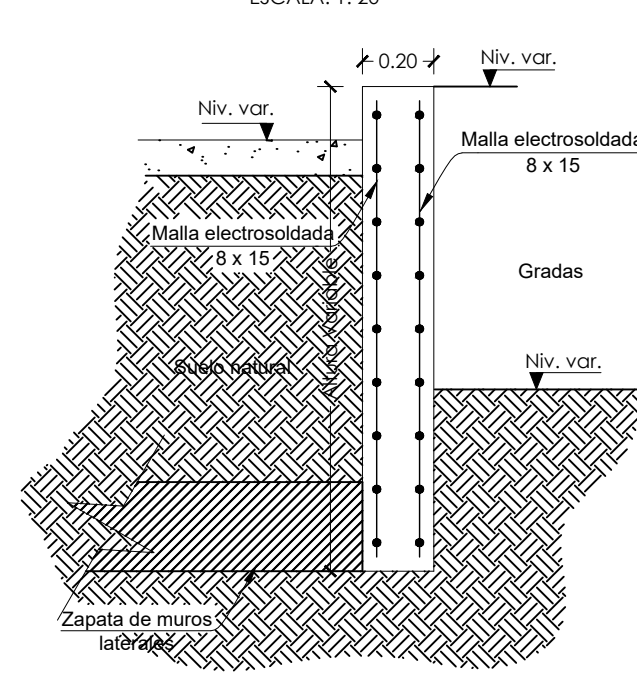
ESCALA: 1: 20



Sección transversal de muro M2.4

Corte 4 - 4

ESCALA: 1: 20



Sección transversal de muro M2.5

Corte 5 - 5

ESCALA: 1: 20

| PLANILLA DE ACEROS | | | | | | | | | | | | | | | | | | |
|--|-------|---------|--------|-------------|-------|-------|-------|------------------------|---------------------|--------------|---------|--|--|--|--|--|--|--|
| Mc | TIPO | Ø mm | No. | DIMENSIONES | | | | LONG. Desar. (m) | LONG. TOTAL m | PESO (Kg) | Observ. | | | | | | | |
| | | | | a | b | c | g | | | | | | | | | | | |
| MUROS DE CONTENCIÓN | | | | | | | | | | | | | | | | | | |
| Muros de contención M2 | | | | | | | | | | | | | | | | | | |
| 201 | C | 12 | 240 | 0.80 | 0.15 | - | - | 1.10 | 264.00 | 234.43 | - | | | | | | | |
| 202 | G | 12 | 79 | 1.05 | 0.10 | 0.40 | - | 1.55 | 122.45 | 108.74 | - | | | | | | | |
| 203 | L | 10 | 79 | 1.25 | 0.10 | - | - | 1.35 | 106.65 | 65.80 | - | | | | | | | |
| 204 | G | 12 | 41 | 1.25 | 0.10 | 0.40 | - | 1.75 | 71.75 | 63.71 | - | | | | | | | |
| 205 | I | 10 | 20 | 7.90 | - | - | - | 7.90 | 158.00 | 97.49 | - | | | | | | | |
| 206 | I | 10 | 15 | 7.55 | - | - | - | 7.55 | 113.25 | 69.88 | - | | | | | | | |
| 207 | I | 10 | 5 | 3.90 | - | - | - | 3.90 | 19.50 | 12.03 | - | | | | | | | |
| 208 | I | 10 | 15 | 7.75 | - | - | - | 7.75 | 116.25 | 71.73 | - | | | | | | | |
| 209 | I | 10 | 5 | 4.10 | - | - | - | 4.10 | 20.50 | 12.65 | - | | | | | | | |
| 210 | L | 10 | 1 | 1.45 | 0.10 | - | - | 1.55 | 1.55 | 0.96 | - | | | | | | | |
| RESUMEN DE MATERIALES | | | | | | | | | | | | | | | | | | |
| Ø (mm) | 8 | 10 | 12 | 14 | 16 | 18 | 20 | 22 | 25 | 28 | 32 | | | | | | | |
| W (Kg/m) | 0.395 | 0.617 | 0.888 | 1.208 | 1.578 | 2.000 | 2.466 | 2.984 | 3.853 | 4.834 | 6.310 | | | | | | | |
| L (m) | - | 535.70 | 458.20 | - | - | - | - | - | - | - | - | | | | | | | |
| PESO (Kg) | - | 330.53 | 406.88 | - | - | - | - | - | - | - | - | | | | | | | |
| Acero de Refuerzo (fy: 4200Kg/cm2)= 737.41Kg | | | | | | | | | | | | | | | | | | |
| Hormigón en repallanto (fc: 140Kg/cm2)= 1.55m3 | | | | | | | | | | | | | | | | | | |
| Hormigón en muro de contención (fc: 210Kg/cm2)= 12.26m3 | | | | | | | | | | | | | | | | | | |
| Malla electrosoldada 8x15 (fy=5000Kg/cm2)= 16.61m2 | | | | | | | | | | | | | | | | | | |
| Conformación y compactación de subrasante=22.21m2 | | | | | | | | | | | | | | | | | | |
| Tubería PVC-D michinales 75mm=0.00m | | | | | | | | | | | | | | | | | | |
| Cantidades en rampas: | | | | | | | | | | | | | | | | | | |
| Hormigón simple (fc: 180Kg/cm2)= 3.02m3 | | | | | | | | | | | | | | | | | | |
| Malla electrosoldada 8x15 (fy=5000Kg/cm2)= 30.24m2 | | | | | | | | | | | | | | | | | | |
| Relleno compactado con suelo de sitio= 24.19m3 | | | | | | | | | | | | | | | | | | |
| Cantidades en gradas: | | | | | | | | | | | | | | | | | | |
| Hormigón simple (fc: 180Kg/cm2)= 5.41m3 | | | | | | | | | | | | | | | | | | |
| Malla electrosoldada 8x15 (fy=5000Kg/cm2)=5.09m2 | | | | | | | | | | | | | | | | | | |
| Conformación y compactación de subrasante=5.09m2 | | | | | | | | | | | | | | | | | | |
| Bordillo de confinamiento 0.20x0.50 (fc: 210Kg/cm2)= 3.73m | | | | | | | | | | | | | | | | | | |

MINISTERIO DE EDUCACIÓN



RESPONSABLES:

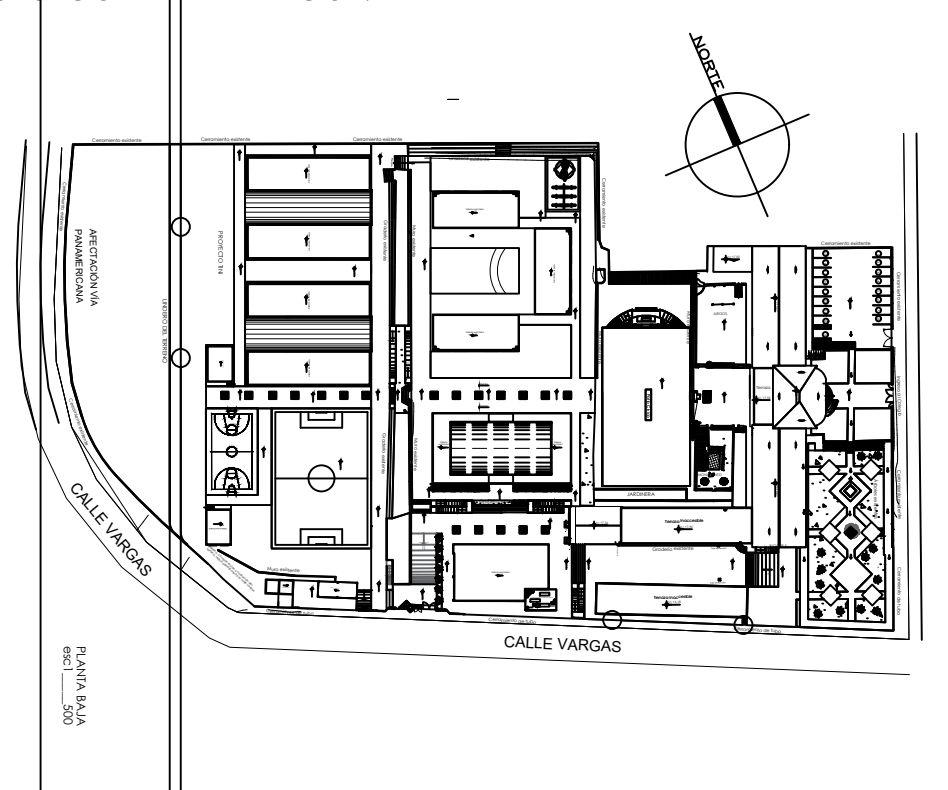
ELABORADO POR:
ING. NANCY DE LA ROSA
ANALISTA
MINISTERIO DE EDUCACIÓN

APROBADO:
ARQ. ALEJANDRA LARREA
GERENTE
NUEVA INFRAESTRUCTURA EDUCATIVA

PROYECTO:

ESTUDIOS DE INTERVENCIÓN EN LA INFRAESTRUCTURA EXISTENTE Y
PROPUESTA PARA LA REPOTENCIACIÓN DE LA UNIDAD EDUCATIVA
NATALIA JARRIN, CANTÓN CAYAMBE, PROVINCIA DE PICHINCHA

UBICACIÓN EN IMPLANTACIÓN:



UNIDAD EDUCATIVA:

UNIDAD EDUCATIVA NATALIA JARRIN

CANTON:

CAYAMBE

PROVINCIA:

PICHINCHA

CONTIENE:

MUROS DE CONTENCIÓN
RAMPAS DE ACCESO
GRADAS EXTERIORES

ESCALAS:

INDICADAS

FECHA:

OCTUBRE -2020

LAMINA Nº:

ES-M-02

SELLOS MUNICIPALES / APROBACIÓN: