

# English Pedagogical Module 3

## What can we see in a museum?

Curricular Threads: Communication and Cultural Awareness, Language Through the Arts, Reading, Writing, Oral Communication

Sixth Grade EGB



Do you like museums? What do you learn about in a museum? Circle the words in the boxes.

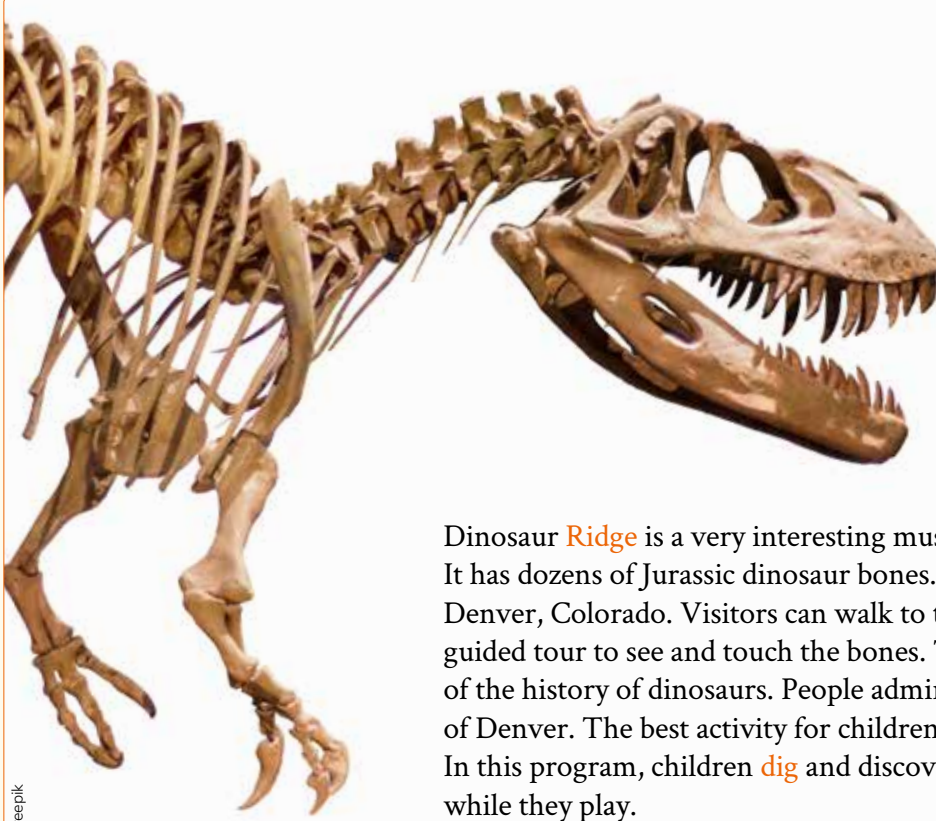
- history
- dinosaurs
- paintings
- buildings
- sculpture
- shoes
- candy
- toys
- science



# Communication and Cultural Awareness



## World Famous Museums



Dinosaur Ridge

Dinosaur Ridge is a very interesting museum for dinosaur fans. It has dozens of Jurassic dinosaur bones. This museum is located in Denver, Colorado. Visitors can walk to the Visitor's Center and take a guided tour to see and touch the bones. They can also see an exhibition of the history of dinosaurs. People admire murals of the Mesozoic past of Denver. The best activity for children is the bone digging program. In this program, children dig and discover dinosaur bones and learn while they play.



Denver, Colorado



### Vocabulary

**ridge.** a high edge along a mountain

**bone.** the hard part that forms the skeleton of a dinosaur, animal or person

**dig.** to break up and move soil using a tool, a machine, or your hands

**Exercise 1.** Complete the sentences with the verbs in the box. There is one verb you do not need.

admire – walk – go – play – see – discover – touch – take

Visitors in the Dinosaur Ridge Museum:

- to the Visitor's Center.
- a guided tour to see and  the bones.
- an exhibition of dinosaurs' history.
- murals of the Mesozoic past.
- Dig and  dinosaur bones.

# Oral Communication

## T-Rex

**Exercise 1.** Pair work. Do you know the name of this dinosaur? Describe it to a partner.



**Exercise 2.** Listen to a conversation between two classmates, Erick and Daniel. Then, answer the questions.

- What did Erick do last Sunday?

---

---

---

---

- What does Daniel like the most?

---

---

---

---

**Exercise 3.** Fill in the blanks with the verbs in past tense form. Then, practice the conversation with a partner. There is one extra word.

love

hurt

watch

run

see

Erick: Last Saturday I  the movie Jurassic Park 2.

Daniel: Oh really? I  Jurassic Park 1! I want to watch it too!

Erick: The scariest part was when the people  away from the T-Rex.

Daniel: Wow! And did you see any Dilophosaurus in the movie? They're my favorite!

Erick: Yes, I did! And he  one of the important scientists in the park.

### Tip

Practice and learn the words in *Vocabulary* before you listen to the conversation.



### Vocabulary

**scary.** causing fear

**scariest.** the most horrible or scary

**hurt.** to cause pain or suffering

# Reading

## A Visit to the Dinosaur Ridge Museum

**Exercise 1.** James visited the Dinosaur Ridge Museum last weekend. Here is his post on Facebook. Read it, and then replace the words in blue with the information from the text.

Last Saturday, I visited the Dinosaur Ridge Museum. I had a great time with my family in this fabulous place. When we arrived, the sun was shining, and it was a beautiful, sunny day. First, we passed by dinosaur tracks. While we were walking, we saw the dinosaur bones, and we touched them. Then we decided to take the dino van (dinosaur van, get it?), and while we were riding on the tour, we were amazed to see an entire rock covered in dino tracks. Next, we went to the Visitor's Center where we experimented with our hands. We were digging in the backyard, when we found some fossils. It was definitely the best museum day in my life!

• First, James and his family passed by **this place**.

• James touched **these** while he was walking on the tracks.

• They took **it** and received a guided tour.

• A complete rock was covered with **these**.

• He found **these** when he was digging in the backyard.



Did James like the museum? Read the text again and circle the word that tells you the answer.



Wikipedia Commons

Dinosaur Ridge Museum

### Grammar Tip

To form the verb in the **past continuous**, you need the correct form of “to be” (**was /were**) and the **-ing form of the verb**.

I	was	going
He		playing
She		touching
It		shining
We	were	walking
You		riding
They		digging

### Spelling tip

To add -ing:

Verbs ending in “e”: drop the “e”.

Verbs ending in a consonant: double the consonant.



### Vocabulary

**track.** marks left on the ground

**van.** a closed truck or car used to move people or goods

**backyard.** an open area behind the house

**fossil.** the shape of a bone, a shell, or a plant or animal that has been preserved in rock

# Writing



## Social Studies

### T-Rex Returns

**Exercise 1.** Pair work. Make a list of words about the Tyrannosaurus Rex.

E.g.: green

---

---

---

---

---

**Exercise 2.** Pair work. Write six complete sentences about the Tyrannosaurus Rex with the information from the chart.



**Tyrannosaurus Rex or T- Rex**

**Period:**  
Cretaceous, around 66 million years ago

**Location:**  
Western North America

**Measurement:**  
13 m in length and up to 7 tons in weight

**Movement:**  
walked on two legs

**Physical description:**  
powerful small arms, and big head about 1.5 m long

**Tooth:**  
30 cm long

Retrieved from: <http://bit.ly/36KNUSU>

Freepik

- The T-Rex lived in the Cretaceous period around 66 million years ago.

- ---
- ---
- ---
- ---
- ---
- ---
- ---

#### Grammar Tip

Remember the word order of a sentence.

Subject + Verb + Complement



#### Vocabulary

**ton.** a unit of weight equal to 1,000 kilograms

**weight.** the quality of being heavy

# Language Through the Arts

**Exercise 1.** Look at the two pictures and label them. Then, read the text.

## Virtual Reality



Wikipedia Commons

sensation they are in another place. Virtual reality uses special **devices** like **screens** and projectors. People feel like they walk, see and move things. There are special **gloves** that make users have the sensation they touch the things they see.

An example is the game Pokémon Go. In this game people have the sensation that the Pocket Monsters or Pokémon are real. When players walk, their Pokémon also walks and the sensation is closer to reality.

*Adapted from: <http://bit.ly/2pIEQ0r>*

Virtual reality uses computer technology to produce sounds and images that give people the

**Exercise 2.** Were your answers in Exercise 1 correct?

**Exercise 3.** Replace the words in the boxes with information from the text.

1. Virtual reality uses **this** to make people feel they are somewhere else.  
\_\_\_\_\_
2. Virtual reality technology uses **these devices**.  
\_\_\_\_\_
3. People use **this** and have the sensation they touch what they see.  
\_\_\_\_\_
4. **This** is an example of augmented reality.  
\_\_\_\_\_
5. In the game, people have the sensation that **these** are real.  
\_\_\_\_\_

**Exercise 4.** Pair work. Ask and answer these questions in pairs.

- a. Do you like computer games?
- b. Do you play games with virtual reality? Which ones?
- c. Do you know Pokémon Go?

### Vocabulary

- device.** an invention or machine invented for a particular purpose
- screen.** the surface on a computer or phone on which you see images
- glove.** a covering for the hand

# Writing

## Computer Games

**Exercise 1.** Answer these questions about a computer game that you like very much.

- What is your favorite computer game?

---

---

- Where is the game from?

---

---

- How often do you play it?

---

---

- How much time do you play it?

---

---

- Do you play this game alone or with someone else?

---

---

- Where do you play it?

---

---

- Who/what are the main characters in the game?

---

---

- What is the purpose of the game?

---

---

### Grammar Tip

**Exercise 2.** Which of these options does not have a capital letter?

- \_\_\_ the word at the beginning of a sentence
- \_\_\_ the pronoun *I*
- \_\_\_ names of people, cities or places
- \_\_\_ countries, nationalities, or languages
- \_\_\_ seasons and parts of the day
- \_\_\_ days and months
- \_\_\_ streets, parks, and roads

**Exercise 3.** Write a paragraph about your favorite computer game. Choose some of your answers from Exercise 1. Check the correct use of capital letters.

- **Topic sentence:**  
Say what video game you like.
- **Supporting sentence 1:**  
Say the characters of the game.
- **Supporting sentence 2:**  
Say the purpose of the game.
- **Supporting idea 3:**  
Say what you can do there.
- **Concluding sentence:**  
Write the topic sentence again using different words.

---

---

---

---

---

---

---

---

# Communication and Cultural Awareness

## The Computer Game Museum



### Museum Guide

*Computer Game Museum*

Welcome to the Computer Game Museum in Berlin. I hope you have a great time and learn a lot about old and new computer games! The Computer Game Museum is a modern museum. It opened in 1997, and has more than 300 exhibits. As you can see, a lot of people from all over the world visit this **exciting** place!

Here, visitors learn about the history of games. Adults remember their **childhood**, and children learn about old and new games. Everybody can play and have fun! The Computer Game Museum now **exhibits** interesting augmented reality games. With these games, people go to far places around the world in a few seconds, and they have fantastic sensations.

Feel free to try any computer game you like and enjoy your visit!

Source: <http://bit.ly/2Q0ZLGr>



Audio

[Listen to the recording](#)

**Exercise 2.** Listen to the museum guide talk about the Computer Game Museum. Complete his notes with adjectives (there is an extra one). When you listen for the first time, cover the text above, and answer the questions. Then, listen again and check your answers while you read.

fantastic

interesting

exciting

far

new

great

boring

modern

old

- I hope you have a \_\_\_\_\_ time.
- The Computer Game Museum is a/an \_\_\_\_\_ museum.
- A lot of people from all over the world visit this \_\_\_\_\_ place.
- Children learn about \_\_\_\_\_ and \_\_\_\_\_ games.
- The Computer Game Museum now exhibits \_\_\_\_\_ augmented reality games.
- People go to \_\_\_\_\_ places around the world in a few seconds.
- They have \_\_\_\_\_ sensations.

**Exercise 1.** Pair work: Do you like computer games? Write the names of two computer games you like to play.

---



---



---



---



---



**Tip**

Practice and learn the **Vocabulary** words before you listen.



**Vocabulary**

**exciting.** that stimulates or causes much interest

**childhood.** the time of being a child

**exhibit.** a collection of things that are shown



# Oral Communication

What topics do you like to talk about?

## Share with Your Family

**Exercise 1.** Individual work.  
Prepare a small talk to share with your family, so that they can see you speak English! You can choose to talk about a dinosaur, a computer game, a video game you like, or a museum you have visited.

Take some notes to help you remember, but do not write the entire talk. Prepare 4-5 sentences.

Draw some pictures below, or cut out some photos to help them understand.

- a. \_\_\_\_\_
- b. \_\_\_\_\_
- c. \_\_\_\_\_
- d. \_\_\_\_\_
- e. \_\_\_\_\_

Freepik



Freepik

**Exercise 2.** Pair work. Practice with a partner until you can easily talk about your topic.

**Exercise 3.** Group work. Share your presentation with a different group.

# Language Through the Arts

## You Choose!



Página oficial Yaku

1



Wikipedia Commons

2



Wikipedia Commons

3



Wikipedia Commons

4

Imagine your class is going to Quito on a museum trip! But, you have to choose which museum to visit. You can only choose one! Here is some useful information about each museum:

1. Yaku: You can take a trip “underwater”. You can play with bubbles and watch movies about the importance of water. You can touch freezing cold water and walk on an ecological **path**.
2. La Compañía: You can see the most important church in South America. You can see the gold altar and the gold **ceiling**. You can also see beautiful paintings and the sculptures on the front of the building.
3. Botanical Garden in the Carolina Park: You can see hundreds of orchids, and many other plants from all over Ecuador. You can learn why Ecuador is one of the most biodiverse countries in the world. You can also ride the boats in the Carolina Park.
4. Museum of Interactive Science: You can learn about women and science. You can learn about the history of Carnival. You can make masks and you can work with **puzzles**.

**Exercise 1.** Pair work. Choose one of the museums to visit and give two reasons why.

**Exercise 2.** Group work. Convince your group to go to the museum you chose.

**Exercise 3.** Vote as a class.

### Vocabulary

**path.** small street

**ceiling.** the upper interior surface of a room

**puzzle.** game to solve a problem

# Oral Communication

## What time did you...?

**Exercise 1.** Try to pronounce these regular past simple tense verbs.

/t/	
worked	
asked	
stopped	/d/
	arrived
	planned
/Id/	opened
invited	
started	
rented	



Audio  
Listen to the recording

Freepik

**Exercise 2.** Listen and underline:

a. Regular verbs in the past that end with the /t/ sound:

stopped

worked

asked

talked

agreed

b. Regular verbs in the past that end with a /d/ sound

interested

invited

chatted

started

dressed

c. Regular verbs in the past that end with a /d/ sound.

answered

arrived

amazed

planted

**Exercise 3.** Pair work. Say what time you did these activities yesterday. Use the simple past of regular verbs. Check your pronunciation.

watch TV | arrive at school | play with friends  
wash your face | start class

### Tip



Six o' clock.



Six -oh- five. /  
Five past six.



Six fifteen. /  
A quarter past six.



Six thirty. / Half  
past six.



Six forty-five. / A  
quarter to seven.



Six fifty. /  
Ten to seven.

Freepik

# Reading

## Intiñan Museum

**Exercise 1.** Work in pairs. Match the pictures with the words.



nails

equatorial line

drainage

water in a container

egg



Wikipedia Commons

The Intiñan Museum is located three minutes from the Mitad del Mundo monument in Quito.

It is popular with national and international tourists because it is close to the equatorial line. It is a fun place for kids because it offers different activities to learn and understand more about the equatorial line. For example, children and adults walk along the equatorial line with their eyes closed to practice **stability**. Finally, visitors try to balance an egg on the head of a **nail** because there is more equilibrium in the middle of the world. People who do this without breaking the egg get a certificate!

This museum has interesting things to do and see, and all members of the family can have a great time and learn more about our amazing country.

### Exercise 2.

Pair work. Ask and answer the questions about the reading.

a. Where is the Intiñan Museum?

---



---

b. What do visitors learn about in this museum?

---



---

c. How can visitors get a certificate?

---



---


**Exercise 3.** Look at these sentences. Which sentence is a fact? Which is the writer's opinion? Write Fact or Opinion on the line. Then, underline one more example of a fact (in green) and one more example of an opinion (in orange) in the text.

a. The Intiñan Museum is located three minutes from Mitad del Mundo monument in Quito.

---

b. It is a fun place for kids.

---



### Vocabulary

**stability.** the condition of being firm and without moving

**nail.** a pointed metal with a flat top

# Writing

## My Favorite Museum



Página oficial Yaku

Yaku



Página oficial Yaku

Yaku

**Exercise 1.** Write an outline for your paragraph.

- **Topic sentence:** Write about an interesting museum.

\_\_\_\_\_

- **Supporting idea 1:** Write about what you can see/do there.

\_\_\_\_\_

- **Supporting idea 2:** Write about another thing you can do there.

\_\_\_\_\_

- **Supporting idea 3:** Write about another thing you can see there.

\_\_\_\_\_

- **Concluding sentence:** Write the topic sentence again using different words.

\_\_\_\_\_

### Sample paragraph

Yaku is an interesting museum about water in Quito. Visitors in this museum see different water exhibits and games, and **learn** about the relationship between humans and water. People also learn about marine diversity and conservation in Ecuador. Yaku is a **fun** museum to go with the family.

**Exercise 2.** Write a paragraph about an interesting museum in your town or city.

Write a title for your paragraph.

\_\_\_\_\_

\_\_\_\_\_

\_\_\_\_\_

\_\_\_\_\_

\_\_\_\_\_

\_\_\_\_\_

\_\_\_\_\_

\_\_\_\_\_

Freepik



### Vocabulary

**learn.** to know something new  
**fun.** something that you really like to do

# Assessment

## Reading / Grammar

1. Complete the text with the simple past or continuous form of the verbs in the box. There is one extra verb.

Last Friday afternoon, I (1) \_\_\_\_\_ through the center of Quito when something interesting happened. While I (2) \_\_\_\_\_ at everything around me, I felt surprised by all the movement of workers, school children, salespeople, police officers, and even street artists. I (3) \_\_\_\_\_ about their lives and just continued walking. Suddenly, I noticed that everything got calmer. I (4) \_\_\_\_\_ in a different neighborhood. The streets seemed quieter and slower. I (5) \_\_\_\_\_ to the corner of a street when I saw a museum sign. It was the City Museum. I always wanted to go there!

look	get
think	walk
visit	talk

2. Read this sentence. Underline the correct answer.

I was walking in a different neighborhood when I saw a museum sign.

- a. *I was walking* is a finished action / an action in progress in the past.  
b. *I saw* is a finished action / an action in progress in the past.



## Listening

Listen to the pronunciation of these words and repeat them to yourself (in silence). Underline the *-ed* in each word as you listen.

- a. Regular verbs in the past that end with the /t/ sound:  
stepped – shopped – walked – worked – asked
- b. Regular verbs in the past that end with a /d/ sound:  
interested – pretended – estimated – stated – landed
- c. Regular verbs in the past that end with a /d/ sound:  
stayed – raised – amazed – answered

## Writing / Speaking

1. Choose five verbs from the listening activity. Write sentences about what you did last week.

---

---

---

---

---

2. Work in pairs. Read your sentences. Which ones do you and your partner have in common?



### Reading / Vocabulary

The Please Touch Museum is in Philadelphia, United States, opened in 1976 to motivate children to experiment with their hands. This museum helps children discover the power of learning while they play and solve problems. In this museum, children create works of art, read stories, sing songs and exercise their bodies.

Kids explore science and technology by doing interesting activities. For example, they design their own neighborhoods, or experience the sound and view of the rainforest. In the Please Touch Museum, kids play together and make new friends.

Retrieved from: <http://bit.ly/2W199jQ>

1. Read the text. What is unusual about this museum?  
Underline the correct answer.
  - a. Children learn about science and technology.
  - b. They experiment with their hands.
  - c. They can visit the museum.
  
2. Match the verbs with the nouns about the activities children do in the Please Touch Museum. Write the correct number on the line. In the Please Touch Museum children:

1. friends

2. songs

3. stories

4. art work

5. the sound of the rainforest

6. their bodies

- sing \_\_\_\_\_  
 exercise \_\_\_\_\_  
 create \_\_\_\_\_  
 read \_\_\_\_\_  
 make \_\_\_\_\_  
 listen to \_\_\_\_\_



### Speaking / Grammar

1. Choose five verbs from the previous activity. Write sentences about what you did last week.

E.g.: I read a good story last night.

---

---

---

---

---

---

---

---

---

---

---

---

---

---

---

---

---

---

---

---

---

---

---

---

---

---

2. Pair work. Compare your sentences with a classmate. What information is the same?

I'm completing this self-evaluation based on what I learned in the module.

### Self-evaluation

Topics	I check ✓ the box that most applies to me.			
	I do it very well.	I do it somewhat well.	I can improve.	I can't do it without help.
I can talk and write about museums.				

## Communication and Cultural Awareness

### Vincent Van Gogh, the Artist

**Exercise 1.** Read the text. Write the letter of the correct image in the circles. Then underline the sentences in past continuous in the text.



Van Gogh



Wikipedia Commons



- The Sunflowers
- The Yellow House
- The Starry Night over the Rhone

Vincent Van Gogh was famous for his beautiful paintings. One interesting thing about this painter is that he cut off his **left** ear. In 1888, Van Gogh was living in The Yellow House in the south of France. While he was staying in that house, he painted The Sunflowers. Later, he met painter Paul Gauguin. They were working and living together for some time, but they were always fighting, so Gauguin decided to return to Paris. Some people say that Van Gogh did not want Gauguin to leave, and they had a big **fight**. When his friend left, Van Gogh cut his ear with a **razor**.

Retrieved from: <http://bit.ly/2PLvOdD>

#### Vocabulary

**left.** the location opposite of right

**fight.** when people disagree and get really angry at each other

**razor.** a small tool with a sharp blade for removing hair

#### Grammar Tip

**Exercise 2.** Read the chart. Then choose the correct answers (sentences a-d).

Past continuous

was/ were + verb-ing

While he **was staying** in that house, he painted The Starry Night over the Rhone and The Sunflowers.

They **were** always **fighting**, so Gauguin decided to return to Paris.

- a. The **past continuous** refers to a long / short action.
- b. The **past continuous** describes a finished action / an action in progress in the past.
- c. **While** introduces an action in progress / a short finished action in the past.
- d. **When** introduces an action in progress / a short finished action in the past.



# Oral Communication

Do you like to paint?

## Van Gogh's Painting

**Exercise 1.** Pair work. Look at this painting from Vincent Van Gogh. Make a list of the objects you see in it. Who has the longest list?

---

---

---

---

---

---

### Tip

Learn and practice the words in the *Vocabulary* before you listen to the audio.



Audio  
[Listen to the recording](#)

"La Chambre" Van Gogh

**Exercise 2.** Listen to the audio about Van Gogh. Are these sentences True (T) or False (F)? Correct the false sentences on the line.



- Vincent Van Gogh cut off his right ear.

---



- Paul Gauguin and Van Gogh were always good friends.


---



- Van Gogh cut off his ear with a pair of scissors.

---

**Exercise 3.** Draw a picture of your bedroom like Van Gogh's painting.



### Vocabulary

**cut off.** to remove something with a sharp tool (like a razor)


**met.** past tense of meet;  
to be introduced to

**Exercise 4.** Pair work. What's in your bedroom picture? What color are the objects? Tell your classmate.

# Reading

Do you like to paint?

## Pablo Picasso, the Painter



Wikipedia Commons

### Pablo Picasso

Pablo Picasso was one of the greatest artists of the 20th century. He was born in Spain in 1881 and died in France in 1973. Picasso's painting style changed **several** times during his life. He liked to try new things. Sometimes he painted things that looked **flat** and other times things that were **round**. When he was 19 he went to Paris, France.

At the beginning, he didn't have any money. He was sad and he used a lot of blue in his paintings. Then, he met a girl. They fell in love and the colors in Picasso's paintings changed. That was the beginning of the Rose Period. In this period, his colors were happier, and he painted circus people. Then came the Cubism style. A man in one of Picasso's paintings looks like he is broken into small **cubes**.


Retrieved from: <http://bit.ly/33jYhLB>

**Exercise 1.** Read the text. Then, complete the chart with the past form of regular and irregular verbs from the text.

Simple Past Regular Verbs	Simple Past Irregular Verbs
died	was
_____	_____
_____	_____
_____	_____
_____	_____

**Exercise 2.** Read the text again. Fill in the blanks with the negative form of a verb in the simple past tense.

- Picasso **was** one of the greatest painters of the 20th century.
- He \_\_\_\_\_ a writer.
- In the Blue Period, his colors **were** sad and dark.
- They \_\_\_\_\_ happy and bright.
- He **fell** in love with a girl.
- Picasso \_\_\_\_\_ paint only in blue.



### Vocabulary

**several.** more than two but fewer than many

**flat.** a straight surface

**round.** shaped like a ball or circle


**cube.** figures with six square faces the same size

# Writing

## What Do You See?



Freepik



Freepik

**Exercise 1.** Individual work. In your notebook, choose one of the paintings, and answer the questions in complete sentences. There is no wrong answer!

- What do you see in the picture?
- What colors are in the picture?
- What is the largest part of the picture?
- What is the smallest part of the picture?
- What title would you give to the picture?
- What will you remember about the picture?

**Exercise 2.** Pair work. Read your sentences to a partner. They should guess the picture you are describing.

Picasso did not try to copy real things in his art. Many modern artists paint with even more imagination! Each person can interpret what the paintings mean.

# Language Through the Arts

## Oswaldo Guayasamín, Ecuadorian Painter

**Exercise 1.** Read the biography of the Ecuadorian painter Oswaldo Guayasamín. Underline the verbs in the past.

Oswaldo Guayasamín was born in Quito in 1919 and died in 1999. His father was indigenous and his mother was mestiza.

He started painting when he was a child. His first drawings were caricatures of friends and teachers. He worked on the streets selling his paintings to tourists. In 1932, he started his studies in the School of Fine Arts in Quito. His first exhibition was in 1942. In his paintings, he showed an oppressed indigenous society. His paintings were about the pain and misery of humans.



Audio  
Listen to the recording

**Exercise 2.** Listen to the biography of Oswaldo Guayasamín. Cover the text and write the regular verbs that you hear in the past in the correct column. Then, practice the pronunciation.

/t/	/id/	/d/
_____	_____	_____
_____	_____	_____
_____	_____	_____
_____	_____	_____
_____	_____	_____
_____	_____	_____
_____	_____	_____
_____	_____	_____
_____	_____	_____

**Exercise 3.** Research and write five sentences about a famous painter. Use regular and irregular verbs like the ones in Exercise 1.

\_\_\_\_\_

\_\_\_\_\_

\_\_\_\_\_

\_\_\_\_\_

\_\_\_\_\_

\_\_\_\_\_

\_\_\_\_\_

\_\_\_\_\_

# Oral Communication

## Pronunciation: /th/

**Exercise 1.** Match the pictures with the words.  
Write the correct number next to each word.



- Month
- Ninth
- Athlete
- Theater
- Thursday
- Earth
- Three

Freepik

Freepik



Audio  
Listen to the recording

**Tip**

To pronounce this sound, you need to put your tongue between your teeth and blow a little.

**Exercise 2.** Listen to the audio and check the words you hear.

- ( ) month  
( ) mouth
- ( ) three  
( ) thing
- ( ) booth  
( ) tooth
- ( ) thirsty  
( ) Thursday
- ( ) ninth  
( ) north
- ( ) tenth  
( ) earth
- ( ) three  
( ) free

**Exercise 3.** Find words from Exercise 2 in the grid below, and pronounce them.

f	t	h	i	r	s	t	y
j	a	b	g	n	i	h	t
w	t	q	c	n	n	e	m
t	h	u	r	s	d	a	y
f	l	c	i	o	y	r	k
r	e	s	n	o	r	t	h
e	t	d	c	v	f	h	l
e	e	m	o	n	t	h	n

# Assessment

## Grammar

Write sentences with this information in the simple past and past continuous.

- a. I (watch) TV /the telephone (ring)  
 I was watching TV when the telephone rang.  
 \_\_\_\_\_
- b. My dad (walk) / he (see) the accident  
 \_\_\_\_\_
- c. The children (play) /the teacher (come) in.  
 \_\_\_\_\_
- d. Sandra (do) her homework /  
 her mother (arrive)  
 \_\_\_\_\_
- e. The baby (sleep) / I (play) video games  
 \_\_\_\_\_

## Speaking

Work in pairs. Read your answers from the writing activity to a classmate and discuss.

## Listening / Vocabulary

Listen to the story of the Mona Lisa theft at the museum. Complete the chart with the past continuous form of the verbs.

Subject	Past Continuous	Complement
I	was walking	around the galleries.
We	_____	at some portraits.
I	_____	for a friend at the pyramid.
We	_____	at the museums office.
I	_____	a phone call.

## Writing

Answer the questions with information from your life. Use the past continuous.


- a. What was your mother or father doing when you woke up yesterday?  
 \_\_\_\_\_
- b. What were you watching on TV last week?  
 \_\_\_\_\_
- c. Where were you walking last Saturday morning?  
 \_\_\_\_\_
- d. Who were you playing with yesterday?  
 \_\_\_\_\_
- e. What was the English teacher doing when you were playing?  
 \_\_\_\_\_



### Reading Comprehension

#### Mystery in the Wax Museum

I work in the Wax Museum. It is a very nice place but last week, there was a problem. The biggest piece of wax cheese mysteriously disappeared. The security guards were looking for clues and finally, they found the missing cheese in another exhibit! Someone had broken the wheel of a cart and they replaced it with the cheese. The mystery was solved!



Read the text. Then, answer the questions with True (T) or False (F).

- a. The Wax Museum is a very ugly place.
- b. The biggest piece of wax cheese was stolen.
- c. The janitors were looking for clues.
- d. The security guards found the cheese in another exhibit.
- e. The mystery was never solved.

### Writing

Use the verbs in the box to write five sentences about your life in simple past or past continuous.

- break

clean

begin

explain

go

try

Ex: I broke my leg when I jumped from a high tree.

---

---

---

---

---

---

---

---

---

---

---

---

---

---

---

---

---

---

---

---

---

---

---

---

### Speaking

Read your answers from the writing activity to a classmate and discuss.

A: I went to the movie theatre this weekend!  
B: Really? What movie did you see?

**I'm completing this self-evaluation based on what I learned in the module.**

#### Self-evaluation

Topics	I check ✓ the box that most applies to me			
	I do it very well.	I do it somewhat well.	I can improve.	I can't do it without help.
I can talk about museums.				
I can talk about painters and painting.				



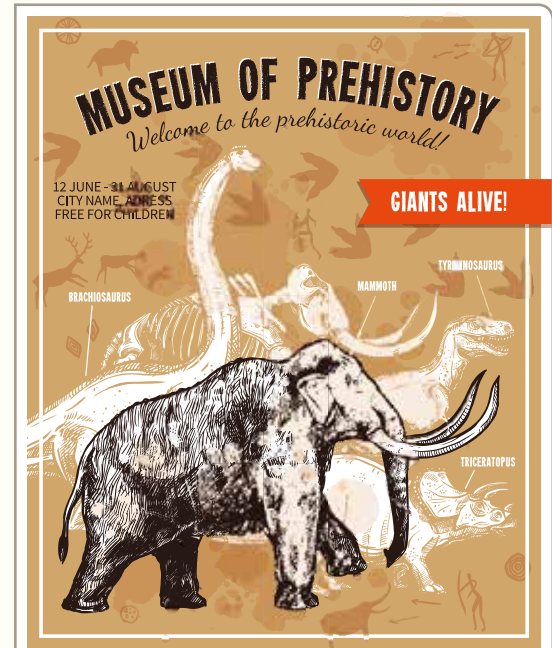
# Project

## A Museum Poster

Pair work. Create a museum poster with drawings, photographs or magazine cutouts.

1. Make a **draft** to organize your ideas. Analyze where to put all the images and important information.
2. Get the reader's attention. Choose a vertical or horizontal orientation. Then, put the most important pictures or words at the top/center of the poster.
3. Think of short and clear messages for your poster. Choose types of letters and colors that the reader can see easily.
4. Choose the best pictures. Remember they have to **relate** to the message.
5. Present your poster to the class.

Adapted from: <http://bit.ly/2Crk5sM>



Freepik

You can create posters of announcements or **visual aids**.

Think carefully about the images that you want to include, what you want to say, and how you want to organize your message.

### Vocabulary

**draft.** the original text or drawing before it is developed

**relate.** to show the connection between two or more things

**visual aid.** visual help



Freepik