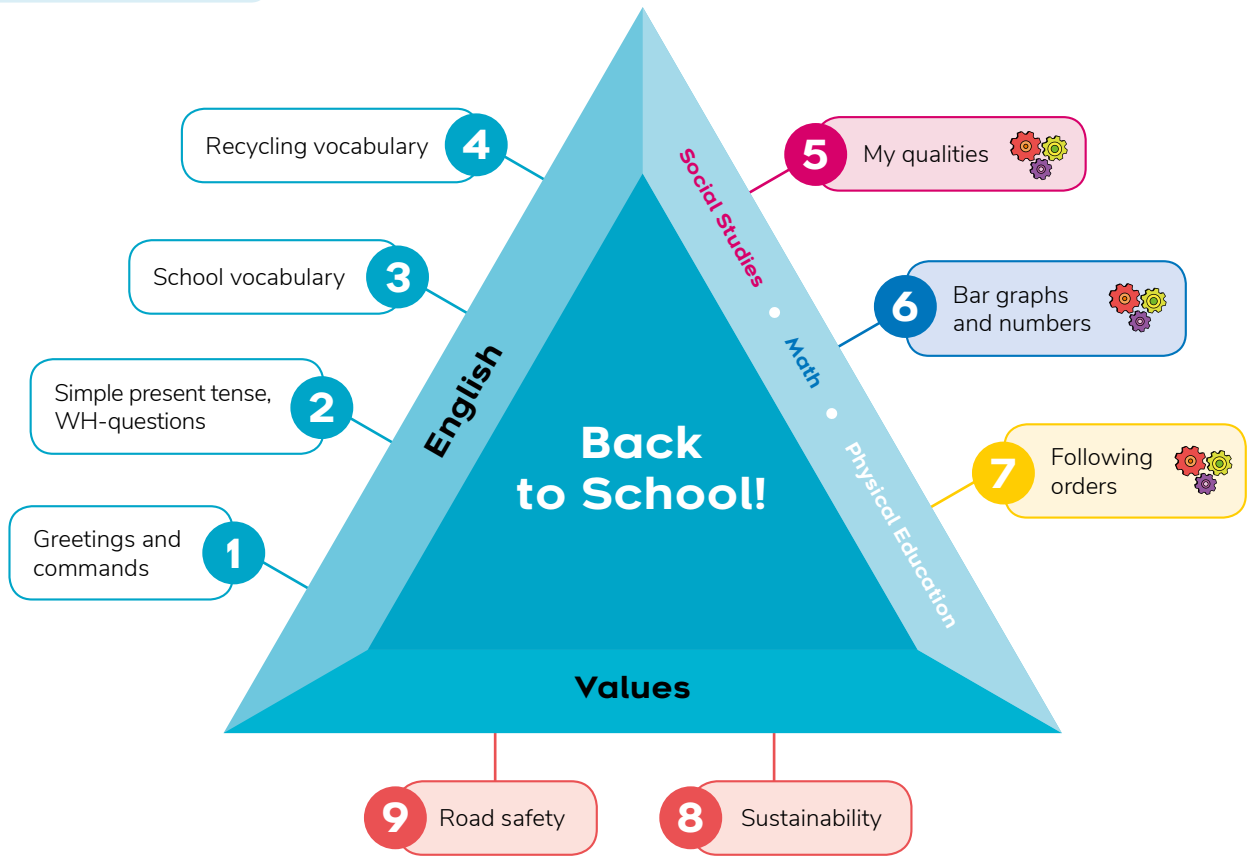


English Pedagogical Module 1

What do you know about your school?

Curricular Threads: Communication and Cultural Awareness, Oral Communication, Reading, Writing, Language Through the Arts

Fifth Grade EGB



Back to School Fun!

I like to go back to school! It is exciting to learn about new things. It is lots of fun to meet other kids and make new friends! I always bring my notebook and pencil to class. I sit at my desk in my classroom and listen to my teacher. I love school!



What do you like about your school?

Communication and Cultural Awareness

My School

Exercise 1. Complete the following information.

I am in grade: _____

School: _____

Teacher: _____

My favorite subject: _____

My best friend's name: _____

On the first day of school, I feel: _____

My favorite school celebration: _____



Freepik

Exercise 2. Now, ask a partner about their answers. Write the questions first.

Example: Grade: What grade are you in?

- a. School: _____
- b. Grade: _____
- c. Teacher: _____
- d. Favorite subject: _____
- e. Best friend's name: _____
- f. Favorite school celebration: _____



Oral Communication

How do you introduce yourself to your friends?

Introductions

Exercise 1. Listen to these students and how they **introduce** themselves.



Audio
Listen to the dialogue

Exercise 2. Fill in the blanks with the missing information in each sentence.

- Eleanor is _____ years old and she lives with her mother and aunt.
- _____ is Frank's sister.
- Frank has a favorite sport and it is _____.
- Eleanor's teacher, Rose, is very _____ with everybody.

Exercise 3.

Now it is your turn. Stand up and introduce yourself. You can talk about your family and where you live. Tell your classmates about your favorite subject in school and your favorite game to play during recess.



Mineduc

Freepik

Vocabulary

to introduce. to tell someone your name

Reading

John's First Day at School

Exercise 1. Before you read, make a list of three topics that you think are in the reading. Write them in your notebook. Remember the title!

Exercise 2. Pair work. Look at the information on your list. Check the ones that are in the reading.

John had a wonderful day on his first day at school. When he arrived, his best friends ran to hug him. Then, his teacher smiled a lot at the class. He understood everything that she talked about. At **recess**, he played soccer with his friends. When the **bell** rang, he walked to his house. On the way home, he found a little puppy, and it **followed** him home. He asked his mother: "Can I keep the puppy?" "Of course," said his mother.

So, John went to sleep with his new puppy right next to his bed.



Exercise 3. Write the sentences from the story under the correct pictures. Check your answers with a partner. One of the pictures is not in this story!



Vocabulary

recess. a time at school when children play

bell. signal to start or end class

follow. walk behind someone or something

Writing

My Goals

Exercise 1. This is the beginning of a new school year. What do you want to do this year?

Here is a sample **goal**:

I am going to study English every day.

- a. _____
- b. _____
- c. _____
- d. _____
- e. _____

Grammar Tip

Remember to use “going to” with future plans.



Exercise 2. Pair work. Share your goals with a partner. Ask: “What are your goals for this year?”

Vocabulary

goal. a plan that guides you

Language Through the Arts



Value: Road safety



Mineduc

There are **rules** to follow when we are walking to and from school

Be careful when you walk to school. These rules can save your life!

- ✓ Use **crosswalks** to cross a street.
- ✓ Walk on the sidewalk facing traffic so cars can see you.
- ✓ Follow traffic lights and road signs. If you need to cross a street, wait for the green light.
- ✓ Concentrate on the street. Do not look at your cell phone.
- ✗ Do not talk to strangers or get in an unfamiliar vehicle.

Freepik

Exercise 1. Form groups of three. Each group should make a big poster with the list of pedestrian safety rules. You can decorate your poster with drawings or pictures from magazines.

Exercise 2. Write a paragraph. Describe what you do when you go to school.



Vocabulary

rule. regulation

crosswalk. a marked place to cross the street

Oral Communication

How well do you know your classmate?

Exercise 1. Pair work.
Ask and answer.



An Interview with My Classmate

What is your name?

How old are you?

What is your favorite subject
this school year?

What is your favorite food
to eat for lunch?

What do you like to do at recess?

Who are your friends at school?

Exercise 2. When you finish, prepare a presentation for the class and tell everybody about your classmate.

Communication and Cultural Awareness



Social Studies

My Qualities

Exercise 1. Everyone has different **qualities**. Look at the list. Put a star ★ if you are always like this. Put a check ✓ if you are sometimes like this.

- I am a good friend.
- I am a good listener.
- I like to help others.
- I don't **give up**.
- I like new adventures.
- I am generous; I like to share what I have.
- I am not a **bully**.
- I am respectful.
- I say "thank you."

Exercise 2. Pair work. Now, share your answers with a partner. Ask, "What is one of your qualities? What is another one?"

Vocabulary

- qualities.** good things about people
- give up.** stop doing something
- bully.** someone who says ugly things to people

Tip

In this exercise, there are words similar to Spanish. Can you guess the meaning of *adventure, generous, adult, respectful*?



Freepik

Oral Communication

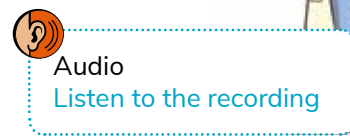

Do you like to go to school?

Schools



Exercise 1. Listen to the description about a school.
Write True (T) or False (F) next to each sentence.

- a. Most kids do not like school very much.
- b. School is one of the worst times in a person's life.
- c. You can never do science experiments.
- d. You see and play with your friends five days a week.
- e. You get a bad grade when you study.



Exercise 2.

Telephone Game

The class forms two groups and each group stands in a line. The teacher **whispers** a sentence about the school into the ear of the last student in the line. Then, each player whispers the sentence to their classmate in front of them until they reach the first student who has to say the sentence out loud.



Language Through the Arts




Bar Graph

Exercise 1. Pair work. Write the name of these objects under the picture. Next, go around the classroom and count all of the objects. Then, color the squares of the number of objects. Now, you have a bar graph!



FreePik



Oral Communication

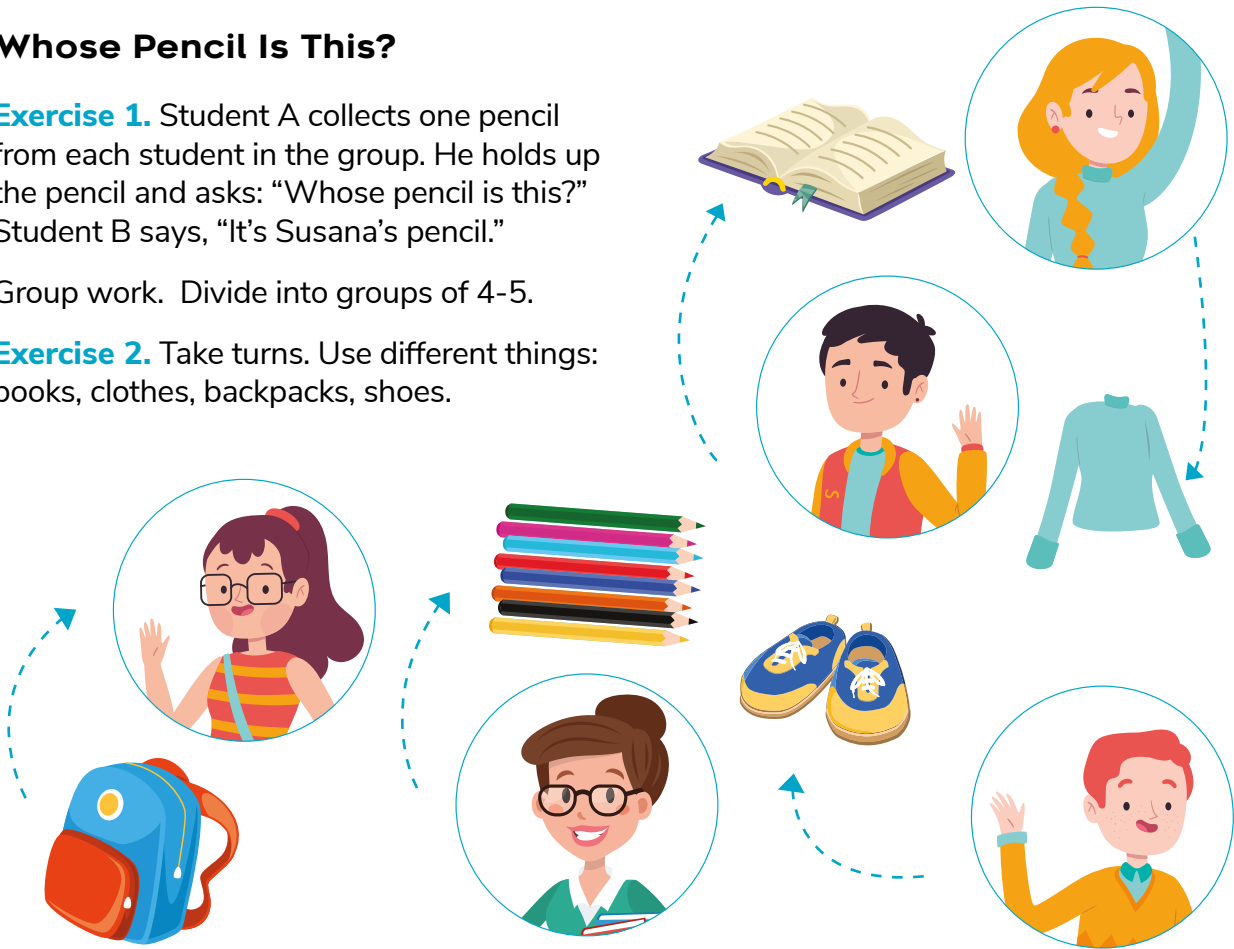
What words do you use to talk about someone's things?

Whose Pencil Is This?

Exercise 1. Student A collects one pencil from each student in the group. He holds up the pencil and asks: "Whose pencil is this?" Student B says, "It's Susana's pencil."

Group work. Divide into groups of 4-5.

Exercise 2. Take turns. Use different things: books, clothes, backpacks, shoes.



Freepik

Possessive Nouns



This is Juan's book.
It's his book.



This is Maria's sweater.
It's her sweater.



These are the
teacher's glasses.

To show possession, add an 's to a noun.

If the noun is plural, add 's'.



These are the teachers' glasses.

Non-Commercial Licence

Freepik

Reading

Exercise 1. Review the simple present tense.



I, You, We, They
eat sleep write go (no need to add -s or -es)

He, She, It
eats sleeps writes goes (add -s or -es)

We use the simple present tense to talk about routines.

Exercise 2. Read about the Robinson family routine. Circle all the verbs in the simple present tense that you find.



My family loves to have everything neat and clean every morning. My mother makes the bed before she goes to work. I set the table for our breakfast, and my father washes the dishes after we eat our food. Then, my sister Susan takes out the the garbage, and finally we take the bus to school.

Exercise 3. Your turn! Write about your family's routines using the verbs from the box in the simple present tense. You can talk about yourself and your family.



sleep work wash eat go walk

Example: My dad works late.

Writing

The Zoo Comes to School

Imagine! An elephant escapes from a zoo, and arrives at your school! Don't be **scared!** Write a description of the elephant for the zookeeper.



1. The elephant's ears are very big.
2. (eyes) _____
3. (tail) _____
4. (legs) _____

And now, a giraffe arrives behind him!
Write the description!

1. _____
2. _____
3. _____
4. _____



And now, two tigers.

1. _____
2. _____
3. _____
4. _____



Vocabulary

scare. to make someone feel afraid

Assessment

Speaking



Talk about your parents to the class. Describe your mother and your father and explain what they look like and their jobs to your classmates.



Grammar

Choose a verb from the box and fill each blank with the verb in the simple present.

finish

visit

be

like

run

1. I _____ all the way home after school.
2. Many students _____ their exams on time.
3. He _____ to see his mother every day.
4. Those books _____ very old.
5. Susy _____ her family every week.



Writing

Write a paragraph of 20-25 words describing the activities that you do at home during the weekend. Use the simple present tense.

Blank lined paper for writing a paragraph.

Vocabulary

Complete the sentences with the words from the box.

school

book

glue

board

teacher

- a. I was cutting many pictures and now I need the _____ to paste them on my poster.
- b. My _____ has beautiful classrooms and a great playground.
- c. My teacher writes sentences on the _____, and I have to copy them.
- d. María Elena is going to read a _____ about cats and dogs.
- e. Ms. Marcia Arellano is the name of our new _____.



Reading

1. Read the story.

Maya's New Backpack

Maya was excited to start a new school year. She was excited to see her friends again and to meet her new teacher. She was most excited about her new backpack. She sat down on the floor with all her new school supplies and her bright pink backpack.

First, Maya put her colored pencils in the backpack. Next, she put her scissors in the backpack.

When she had everything in its place, Maya carefully zipped up the backpack and put it next to the door. She smiled as she thought of what a great year it was going to be!

Source: <https://bit.ly/31vkYM0>

2. Put the events from the story in the correct order.

- a. Maya sat on the floor with her backpack.
- b. Maya put her backpack near the door.
- c. Maya put the colored pencils in the backpack.
- d. Maya was excited to see her friends again.
- e. Maya was excited to start school.

Listening

Listen to your teacher and write down the words from the vocabulary list.

- a. _____
- b. _____
- c. _____
- d. _____
- e. _____
- f. _____

Freepik



I'm completing this self-evaluation based on what I learned in the module.

Self-evaluation

Topics	I check <input checked="" type="checkbox"/> the box that most applies to me.			
	I do it very well.	I do it somewhat well.	I can improve.	I can't do it without help.
I can talk about myself.				
I can talk about my classmates.				
I can write affirmative and negative sentences in simple present tense.				

Communication and Cultural Awareness

Poem: My Good Friend

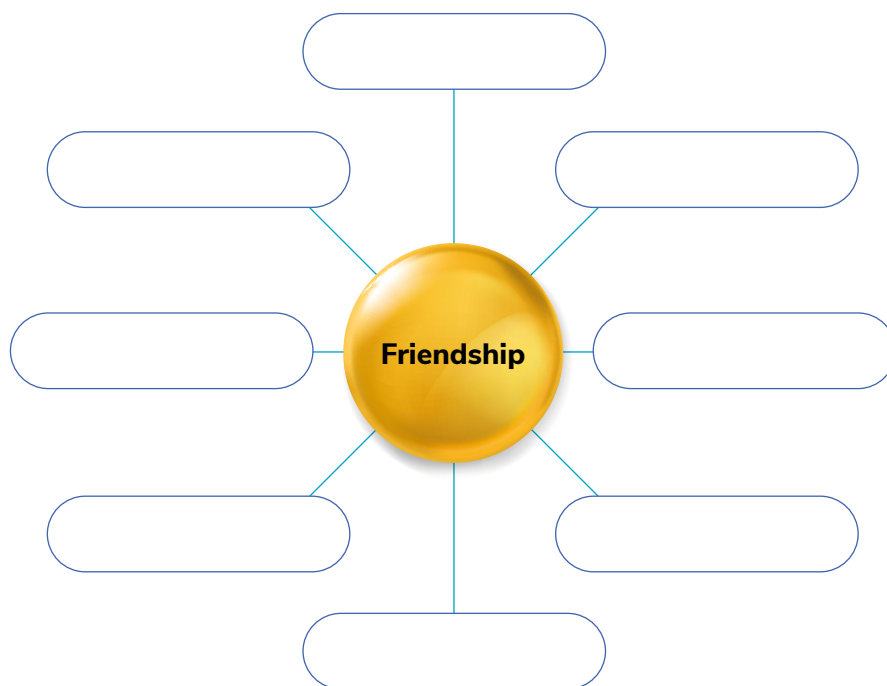
I think of you as my friend,
because together we have a good time,
you are someone I can play games with,
but without a **fight** or crossing the line.

You are not my **twin** or my cousin, but I love you so,
because I know that if someone **bothers** me, you'll say "No."

I hope we have good memories for the rest of our lives,
because smiles and funny stories...
that is what true friendship **provides**.



Exercise 1. What is friendship for you? Close your eyes for a moment and think of all the words you know about friends and friendship. Then, write them all in the blank spaces.



Vocabulary

fight. to use physical force with someone

twin. a brother or sister that looks exactly like you

bother. to annoy someone

provide. give

Exercise 2. Now, think of your own definition for the word friend and write it down on these lines.

Oral Communication



Physical Education

Let's Play Simon Says



Exercise 1. All the students stand up in a circle. If the teacher starts the sentence with “Simon says...” then you perform that action, but if the teacher doesn’t say, “Simon says...” then you do not perform that action.

The student who doesn’t pay attention and performs the action without the beginning, “Simon says...” loses and leaves the circle. Then, he or she sits down in silence.

The winner is the last student standing with the teacher.

- Jump
- Hop on your right foot
- Stamp your feet
- Turn around
- Wave goodbye
- Cross your arms
- Shake your left hand
- Stick your tongue out
- Dance
- Swim
- Move like a robot
- Move forward one step
- Put your hands on your stomach
- Bend your knees
- Clap your hands
- Raise your left arm
- Shake your body
- Say your name

Reading

An Eco-Friendly School

Nueva Esperanza is a community school in Cabuyal beach, close to Jama in the province of Manabí. It started in 2008 and protects the **environment**.

It is one of 80 “eco-friendly” schools because it has an ecological structure that uses only local materials like wood, **cane**, and palm leaves.

It uses education based on motivation and gives students the skills they need.

The local community pays for the school. It is not on a street, but in front of the ocean so students study enjoying the **breeze** and **waves**!

Summary taken from El Universo



Vocabulary

- environment.** the area around us
- cane.** a long and hard stem used for building houses
- breeze.** a fresh current of air
- waves.** movement of the water in the ocean

Exercise 1. Read the article and complete the sentences with the correct information from the text.



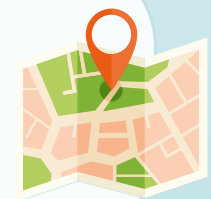
a. When did the school open?

b. Who pays for the school?



c. What does the school give the students?

d. Where is the school?



e. Why is it “eco-friendly”?



Writing



How to be a **successful** student.
Go for 10/10!

Exercise 1. Make a pamphlet. Give suggestions on how to be a successful student.



How to Be a Successful Student

1. Do your homework every day.
2. _____
3. _____
4. _____
5. _____
6. _____

Exercise 2. Pair work. Share your ideas with a partner.
Ask: "What did you write on how to be a successful student?"

Vocabulary

successful. does excellent work

Language Through the Arts

Waste for School Supplies



Freepik

At the beginning of a school year, we all feel very excited to go to school and start using our **school supplies**. At the end of the school year we sometimes have supplies that we didn't use.

If you have a notebook with just a few pages used and the rest is not used, take out the pages you used and reuse the notebook next year.

What can we do with these extra supplies?

Source: [CLIL](#)

Exercise 1. Pair work. Make a list of other things you can recycle at the end of the school year.

Exercise 2. Now, prepare a poster with big drawings for your list. Write the words under your drawings.



Freepik



Vocabulary

school supplies. all the materials that we use in school like notebooks, glue or pencils

Oral Communication

How do you protect the environment?



My School Protects the Environment

Exercise 1. Pair work. Imagine that someone asks you to create a new ecological school.

- Write a list of five things that you would like the school to have.
- Prepare a poster with your list.
- Present your ideas to another group or to the class and show your special “eco-friendly” school.



You can ask your group: “What does our ecological school need?” Take turns asking the question!



Assessment

Reading

Read the following description of a classroom and then draw it.

I have the best classroom in the school because I have the best teacher, Lorena! She is not only a teacher but also a writer, so the computer on the desk is hers. I have a friend called Jason. He sits next to me, and we share the sitting space, so the big desk is his too! There are some books about animals in the Reading Corner that belong to Carla and Sonia, so we can say the books are theirs. There is a girl's backpack with a drawing of a unicorn next to the door.



Listening

Listen to your teacher or to the recording and write down the words that complete each command.



Audio

Listen to the recording

- a. _____ your feet.
- b. Turn _____.
- c. Cross out your _____.
- d. Shake your left _____.
- e. _____ like a robot.

Speaking

Imagine a very modern school. Describe the school to your teacher and friends.



Vocabulary

Unscramble the following words about school.

- a. lleb
- b. ressec
- c. chertea
- d. koob
- e. dske

Writing

Write 5 commands that your mother or grandmother gives to the children in your family.

Grammar

Match the question with the correct answer.

- | | | |
|--|-----------------------|---|
| <ul style="list-style-type: none"> a. Why is Monica crying? b. Where is the new music classroom? c. What is the dog's name? d. When is your birthday party? e. How do you cook pasta? | <input type="radio"/> | <ul style="list-style-type: none"> 1. Its name is Puffy. 2. Because she lost her ball this morning. 3. You boil water with salt and then add in the pasta. 4. My party starts tomorrow afternoon. 5. It is on the second floor next to the stairs. |
|--|-----------------------|---|

I'm completing this self-evaluation based on what I learned in the module

Self-evaluation Topics	I check <input checked="" type="checkbox"/> the box that most applies to me.			
	I do it very well.	I do it somewhat well.	I can improve.	I can't do it without help.
I can follow simple commands.	<input type="checkbox"/>	<input type="checkbox"/>	<input type="checkbox"/>	<input type="checkbox"/>
I can understand and use vocabulary related to school.	<input type="checkbox"/>	<input type="checkbox"/>	<input type="checkbox"/>	<input type="checkbox"/>



Project

Make a Booklet Called
"My Classmates"



Freepik

Materials

- 10 sheets of letter size paper (A4)
- 20 cm. of wool
- Scissors
- Hole puncher
- Pencil and colors

Directions

- Fold each sheet of paper in half and cut it.
- Put all the pieces together.
- Punch two holes on one side and put the wool through the holes.
- Tie it with a bow.
- On the front cover of your booklet draw a picture of yourself.
- On each page of the booklet draw a picture of one of your classmates.
- Under the picture write a sentence about that student using a verb in the present tense.

Grammar Tip

Remember the rules for the present tense:

Use *-s* or *-es* if the subject is *he*, *she* or *it*.