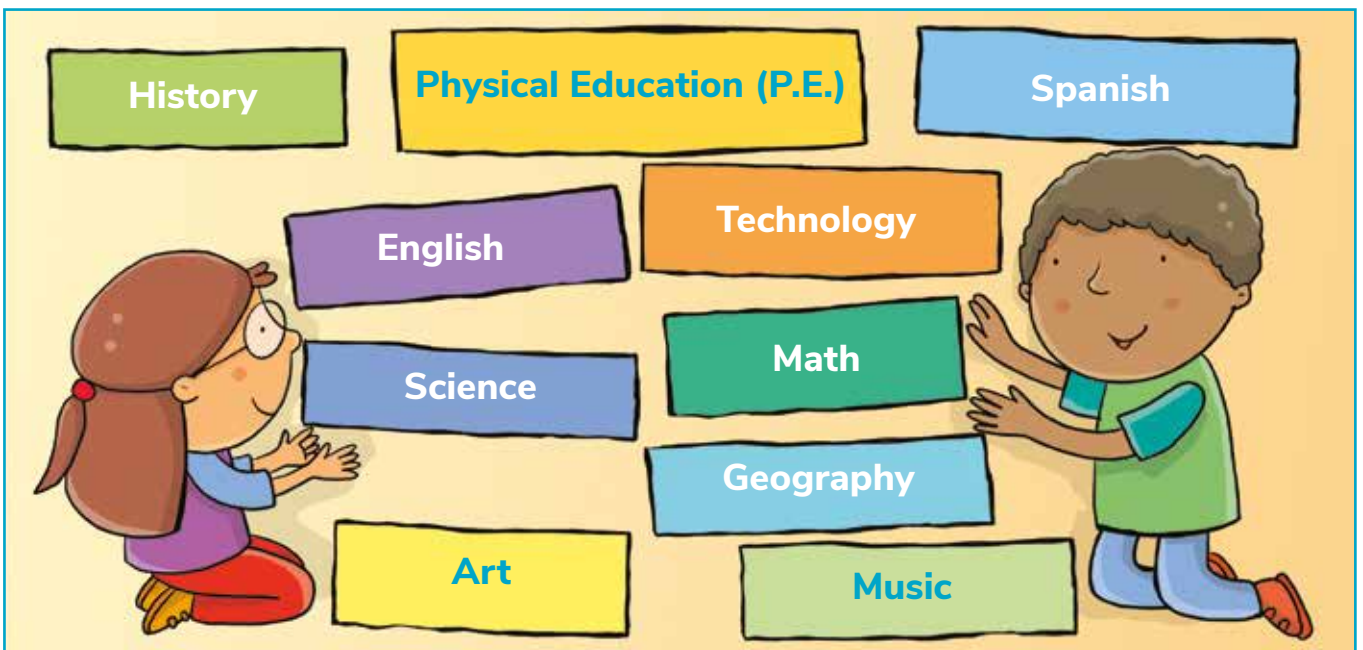
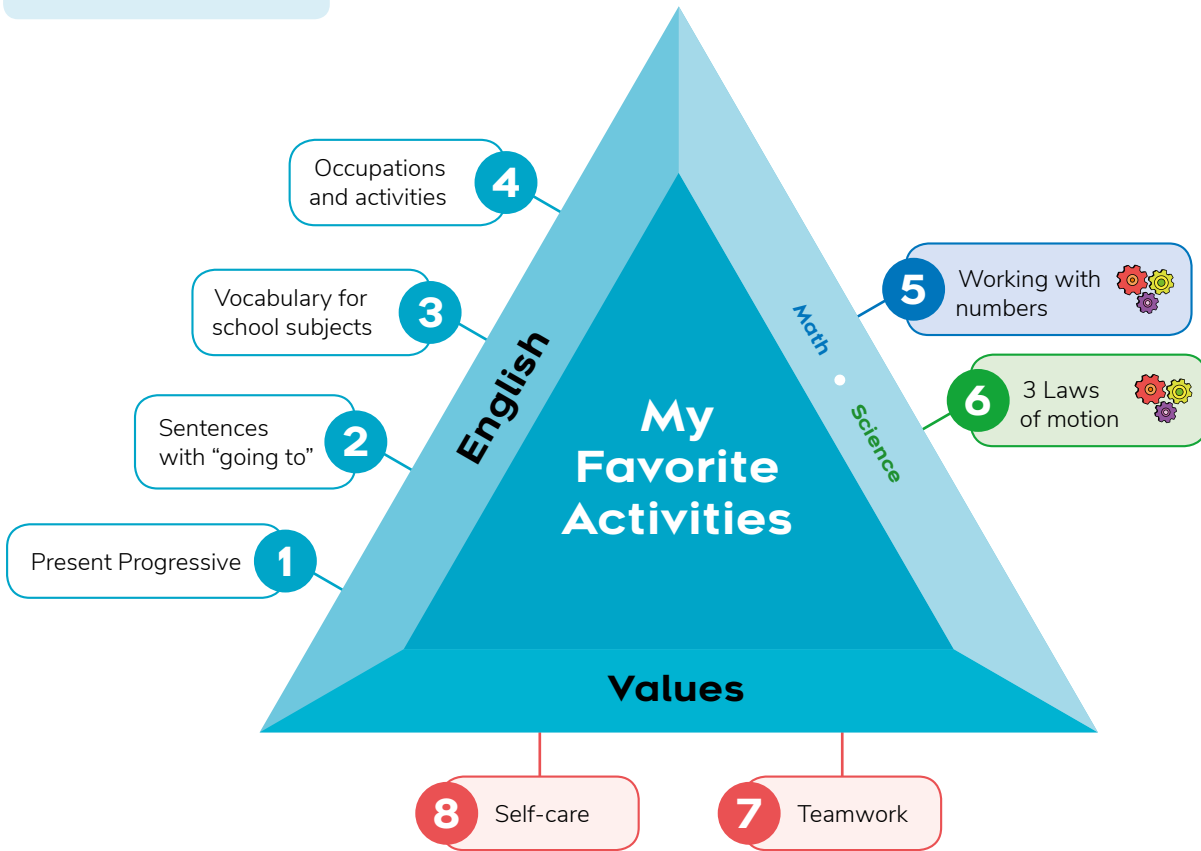


English Pedagogical Module 2

What is my favorite school subject?

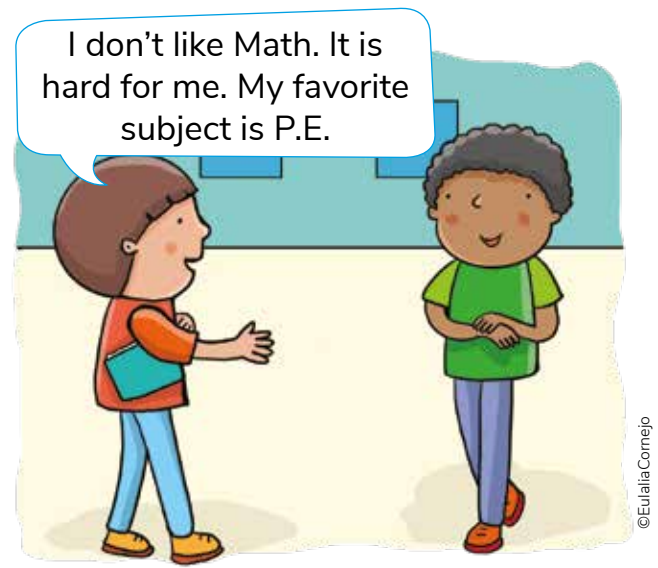
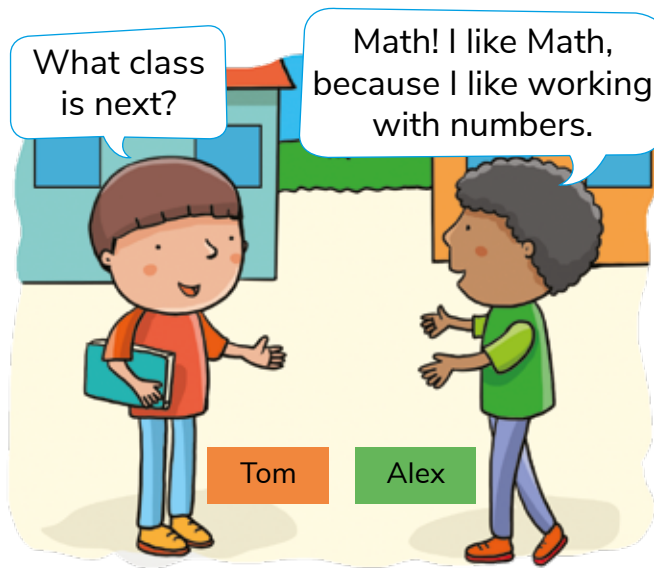
Curricular Threads: Communication and Cultural Awareness, Oral Communication, Reading, Listening, Writing, Phonics, Language Through the Arts

Fourth Grade EGB



I am learning many subjects this year! What is your favorite school subject?

Communication and Cultural Awareness



1. Read the story.

Alex and Tom are walking to the class, and Tom asks Alex, "What class is next?". "Math!", replied Alex.

"I like Math class. I like working with numbers.", Alex said. "I don't like Math class. It is hard for me.", Tom said sadly. "What is your favorite subject, Tom?"

"My favorite subject is P.E. I like playing sports. I play soccer every day. I am very good at it.", he said.

Alex replied: "I can help you with Math and you can play soccer with me in the afternoon, Tom". "Great! That is a very good plan.", said Tom, "After that we can read some stories in English and Spanish".



Vocabulary

2. Read and repeat the names of the school subjects.



Spanish



English



Math



Science



Technology



History



Geography



Art



Music



P.E.

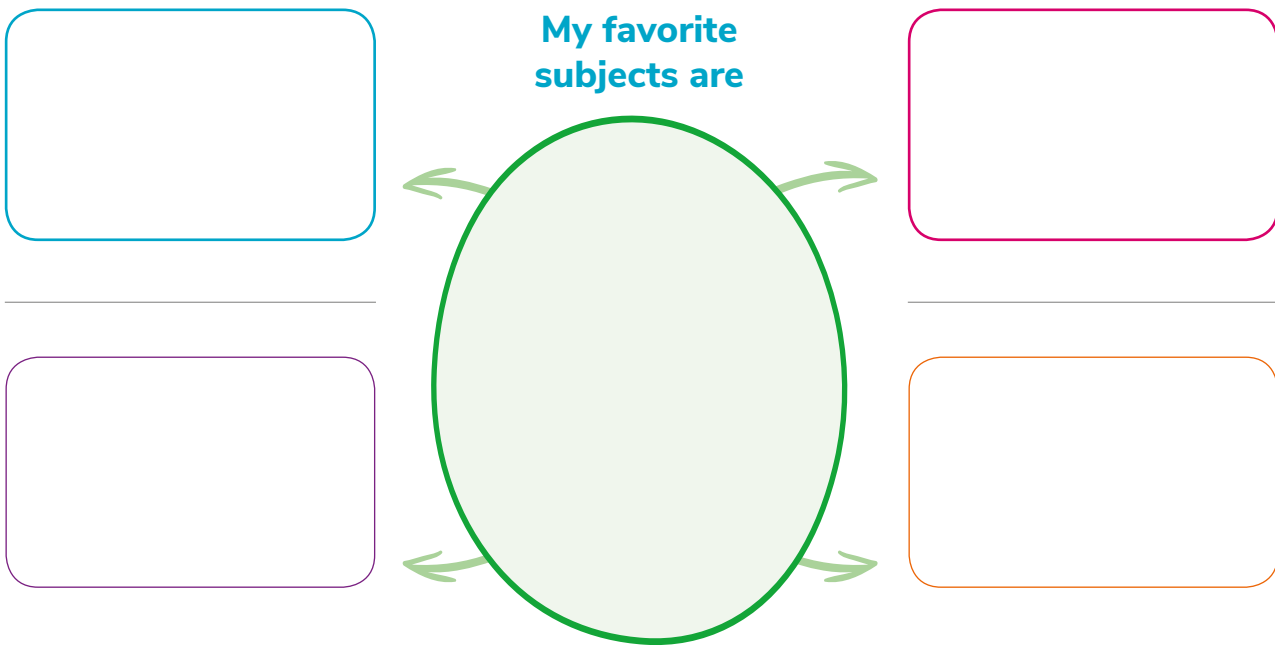
Language Through the Arts

1. Look at the pictures and match them with the things they study:



- a. Shapes and symbols.
- b. Language spoken in Spain and Latin America.
- c. Animal life, plants, air, water and space.
- d. Paintings and sculpture.
- e. Past events.
- f. Language of the UK and USA.
- g. Sports and physical exercises.
- h. Practice of using computers.
- i. Sounds made with instruments.
- j. Countries, rivers, mountains.

2. Draw a mind map to explain what subjects you like the most. Draw your picture in the center circle and 4 of your favorite subjects.



Reading



©EulaliaCornejo

1. Read the story.



My name is Manu, I live in Chone. I go to school in the afternoon. My mother is a **baker**, she has a little **bakery** in our house. She is **very good at** Math. She needs Math to be able to work at the bakery. My father is a **mechanic**, he fixes cars, he works in an **auto shop**. He is very good at Science. He needs Science to understand the mechanics of the cars. I have two brothers. We like to learn English. My new teacher is Miss Melanie. She explains History and Geography, I like to learn things about the countries. My favorite subject is Math. I am good at additions and subtractions. Science is also my favorite, I like to learn about animals, plants and machines. I am going to be an **engineer** or a **scientist**. What are you going to be?



Vocabulary

baker, bakery, mechanic, auto shop, engineer, scientist.



Vocabulary

good at something



Freepik

2. Read the following sentences about the story and write T (True) or F (False) on the line.

- Manu lives in Quito. _____
- Manu's mother is a baker. _____
- Manu's father is a dentist. _____
- Manu's brothers do not go to school. _____
- Miss Melanie explains Spanish. _____
- Manu is going to be an engineer or scientist. _____

3. Talk to your partner about your favorite subjects.



Mineduc

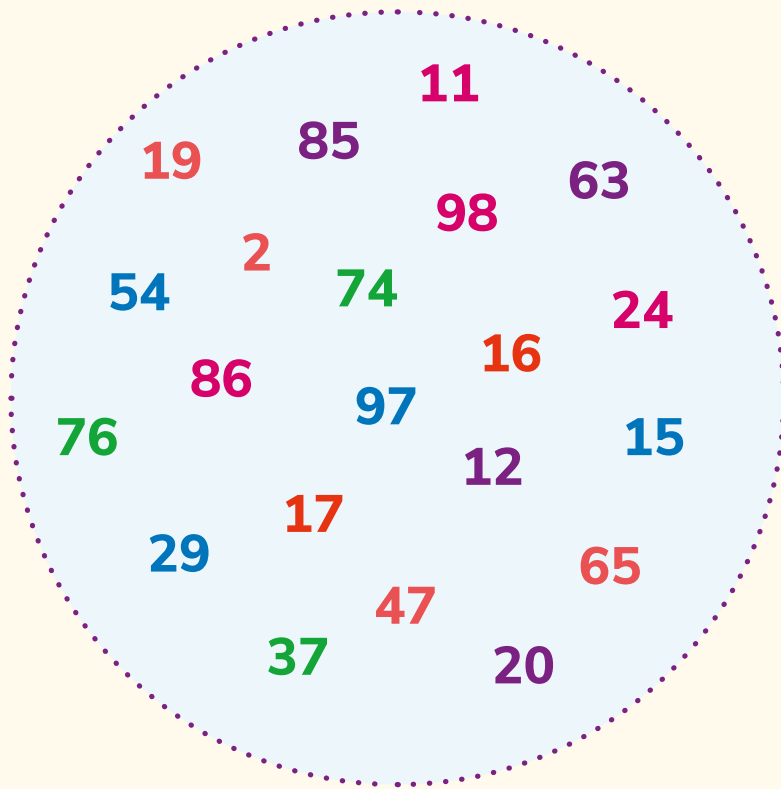
Non-Commercial Licence

Listening



Math: Let's Play with Numbers!

1. Listen and circle the numbers you hear.



Audio

Listen to the recording



Vocabulary

addition

subtraction



Freepik

Value: Teamwork

It is working together with other people to reach a final goal.



Freepik

2. Work on the additions.
Then, listen and check your answers.

$38 + 62 = \underline{\quad}$

$27 + 71 = \underline{\quad}$

$19 + 41 = \underline{\quad}$

$56 + 13 = \underline{\quad}$

$64 + 25 = \underline{\quad}$

3. Work on the subtractions.
Then, listen and check your answers.

$29 - 14 = \underline{\quad}$

$31 - 11 = \underline{\quad}$

$80 - 49 = \underline{\quad}$

$78 - 45 = \underline{\quad}$

$57 - 32 = \underline{\quad}$

$73 - 14 = \underline{\quad}$

Phonics



Grammar Tip

If you add **-es** to the verb, it sounds as **/iz /**.

Grammar Tip

To change one sentence into negative, we use **don't / doesn't**.

Example: Paula **walks** to the park. Paula **doesn't walk** to school.

We **walk** to the classroom. We **don't walk** to the soccer field.



1. Listen to, read and repeat the following sentences.

- The P.E. teacher **watches** the soccer game.
- Miss Melanie **catches** the ball.
- Manu **kisses** her mother every morning.
- My dad **fixes** the car.
- My mom **mixes** flour and water to make bread.
- Tom **changes** his shirt.
- The boy **washes** his hands every day.

2. Fill in the blanks with **don't / doesn't**.

- Mauri draws a map in Geography class. He _____ draw a circle.
- They swim in the pool.
They _____ swim in the river.
- We run in P.E. class.
We _____ run in the hallway.
- Helen plays with words in English class. She _____ play with numbers.

3. Tongue twister. Listen and repeat after the recording. Let's repeat very fast!

/s/



How many snacks could a snack stacker stack, if a snack stacker snacked stacked snacks?

/s/-/sh/



She sells seashells by the seashore.

Oral Communication



1. Ask your friends about the occupations and professions they like. Use all the vocabulary words.


Grammar Tip

Use the verb to be: **am / is / are + going to** to talk about future actions.


Example: What **are you going to be**? I **am going to be** a doctor. I **am going to** work in the hospital. I **am going to** help people.

2. Think of what profession you are going to have and draw a picture of it. Then present it to your class.

I am going to be a (an) _____.



Communication and Cultural Awareness



1. Talk about the professions and occupations of all your family members with your classmates. Follow the example to describe their activities.

Example: My mother **bakes** bread every day. She is **baking** rolls now. My father **fixes** cars. He **is fixing** a motorcycle now.

2. Write 4 sentences of what you said.

a. _____

b. _____

c. _____

d. _____

3. Make two sentences using the next pairs of words. The first sentence describes the profession, and the second one - the action.

Example: artist / paint: Madelaine is an **artist**. She **is painting** a picture.

a. veterinarian / help

b. farmer / grow

c. pilot / fly

d. fire fighter / drive a truck



Language Through the Arts

Guess Who I Am!

1. Read the following descriptions, look at the vocabulary words in the box and write the correct one next to each description.

informatic technician (it tech), carpenter, firefighter, hairdresser, farmer.



- I am working with wood. I am making a chair and a table. My tools are a saw, a hammer and nails.
- I love the land and animals. I am growing some vegetables and corn. I have chickens, pigs and cows in my farm.
- I like to paint the nails. I am cutting her hair. I help people to look pretty.
- I work with a computer. I am talking with people online. My work is very important to connect people.
- I have a red uniform. My job is very important. I protect the trees and forest.

▶

▶

▶

▶

▶

My Super Occupation


2. Think of a super profession for the future. Describe the superpowers of this profession and draw it.



Reading

1. Talk about all the professions and occupations you see in every picture. Think about how important they are.

- Architects and engineers make houses and buildings with the work of many builders, plumbers, electricians and janitors. They are important!
- In the city there are many drivers: car drivers, ambulance drivers, truck drivers. They are very important, because they carry people and products.
- All the people watch TV. Many news reporters and journalists work on television. We also watch many movies with actors. Many people draw cartoons.
- Many people work in hospitals: doctors, nurses, helpers, janitors, cooks. They are all important.
- The most important of all work is house keeping! We all need to help with housework. We need to be responsible for the work in the house.



Freepik

2. Now read the sentences and compare with your answers.

3. Choose a place that you think has very important occupations. Describe all the professions you find there. Draw a picture and name them.

A large, empty rectangular box with a thick orange border. On the left side, there are eight horizontal lines representing a spiral binding. The box is intended for a student to draw a picture and write a description of a place with important occupations.

Non-Commercial Licence

Writing

Using Present Progressive

1. Complete the sentences. Use the Present Progressive form of the verb in parentheses.

- You _____ (use) my mobile phone!
- My dad _____ (wash) his car.
- It _____ (rain) today.
- She _____ (write) a nice letter
- We _____ (sit) on the train.

Grammar Tip

If the verb has a short vowel and ends in consonant, double the last letter before adding "ing".

For example:

run

runn + ing = running

2. Rewrite the sentences using the Present Progressive.

- He runs outside.
He is running outside.
- We swim in the pool.

- You clap in the audience.

- My friend sits next to me in class.



3. Write 4 sentences about what you are doing at school today. Use Present Progressive.



Phonics

1. Listen to the following words and recognize the sounds for **oo** and **ew**. Repeat the words.



Audio

Listen to the recording

/u/ oo

**school
tool
room
food**



/u/ ew

**chew
blew
stew
few**



Freepik

2. Listen to the following words and recognize the different sound for **ee**, and **ea**. Repeat the words and learn how they sound like **/i:/**.

/i:/ ee

**feet
green
queen
bee**



/i:/ ea

**meat
neat
seat
treat**



Freepik

3. Listen to your teacher and/or the recording and write the word under the correct sound symbol.


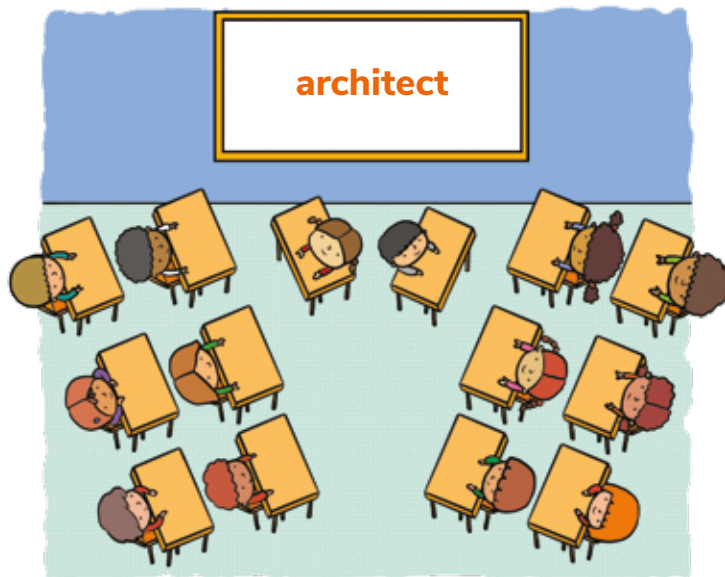
oo	ew	ee	ea

Oral Communication

Review again the vocabulary on pages 7 - 9 and 10.

Time to Play as a Team!

Work in teams.



Find out who you are

- a. Divide the class in two teams facing each other. Place one seat in front, that seat that cannot see the board.
- b. Rules:
 - You can only use English.
 - Each team chooses one student to go to the front seat.
 - The other team chooses a word from the vocabulary we learnt.
 - The team has to give clues to the student in the front to find the correct word.
 - Each team has 2 minutes. Change turns. All students need to go to the front.

Obstacles

- a. Rules:
 - You can only use English.
 - You set some obstacles in the class or outside, to go from one point to a finish line.
 - You have to work in pairs. One student is blindfolded and the other guides orally to walk across the obstacles to reach to the finish line.
 - After each pair of students goes, you redesign the obstacles.

Project 1

Teamwork Building Centers:

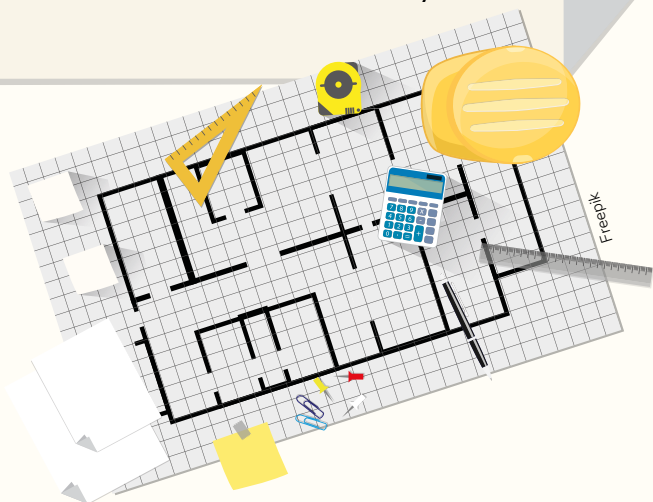


I am going to be an engineer...

I am going to build a...

- Make a group of four students.
- Choose the name of an office or institution you are going to work at in the future.
- Decide what big project you can build there.
- Use recycled material.
- Make a project exhibition at the end of the class and explain your project.

Example: A pilot builds an airplane. A farmer builds a tractor. A tailor makes dresses and clothes in a store. A baker makes a bakery.



Grammar

1 — Fill in the correct form of the **Present Progressive**.

- a. The team members _____ in a hotel. (stay)
- b. Students _____ their homework. (do)
- c. You _____ a big party. (plan)
- d. Teachers _____ students in the class. (help)
- e. The athletes _____ very fast. (run)
- f. The girl _____ from New York to Quito. (fly)



Reading

2 — Put the words in order to make correct sentences.

- are we a letter writing _____
- the window he opening is _____
- computer I games am playing _____
- at she is party dancing the _____
- drinking they cup are a of coffee _____

Writing

3 — Write 4 school subjects you like.

Two blank lines for writing on a green notepad.

Two blank lines for writing on a yellow notepad.

Vocabulary

4 Find the following words in the chart.

artist, carpenter, cook, doctor, engineer, farmer, fire fighter, hair dresses, pilot, police officer, scientist, singer, informatic technician (it tech), veterinarian.



s	a	r	t	i	s	t	d	w	h	a	i	r	o	c
c	a	p	a	s	d	r	e	s	s	e	s	h	j	a
i	f	i	b	c	o	o	k	s	i	n	g	e	r	r
e	a	l	v	n	c	m	a	t	h	r	s	l	p	p
n	r	o	q	r	t	o	f	f	i	c	e	r	i	e
t	m	t	d	p	o	l	i	c	e	l	o	v	w	n
i	e	z	f	i	r	e	f	i	g	h	t	e	r	t
s	r	q	y	o	p	q	i	t	t	e	c	h	r	e
t	c	a	e	n	g	i	n	e	e	r	a	v	w	r
a	v	e	t	e	r	i	n	a	r	i	a	n	e	q



Listening

5 Listen to your teacher and circle the numbers you hear.

54 16 12 98 85 17 97 86 19
 74 63 29 11 20 37 65
 2 47 76 15 24

I'm completing this self-evaluation based on what I learned in the module.

Self-evaluation	I check (✓) the box that most applies to me			
	😊	🙂	😐	☹️
Reflections				
Understand numbers				
Recognize school subjects				
Know professions and occupations				
Use Present Progressive				

Freepik

Non-Commercial Licence

Communication and Cultural Awareness



©EulaliaCornejo

Vocabulary

research: investigate
express: talk, say out loud.

1. Read what Jazmine tells her grandmother about school.

In school we learn many things. Our teacher does different activities every day. She teaches us how to use good language in Spanish. Math is the key for everyday life. Science opens our eyes to new things and makes us **research**. With Art, we can **express** feelings with pictures and hand-made things. I love Music, too.

My English teacher also teaches us to read and to write. We do a lot of fun things in English class. We learn about History and Geography. I am going to travel around the world.



Mineduc

2. Write down 4 things that your teacher does every day at school.

Freepik

3. Say what you are learning now in your class.

- a. What are you reading in Spanish?
- b. What are you doing in Math?
- c. What are you investigating in Science?
- d. What are you writing in English?
- e. What place are you visiting in Geography?

Language Through the Arts

1. Write what you are doing now.

a. _____ b. _____

2. Find a magazine, cut out the actions the people are doing and make a collage. Then, describe what each person is doing. Write 4 sentences.



a. _____

b. _____

c. _____

d. _____

3. Complete the following sentences with **going to**.

a. I am a police officer. I am _____ (drive) a car.

b. Joe is a firefighter. He is _____ (stop) a fire.

c. My father is a mechanic. He is _____ (fix) a car.

4. Change the following sentences to negative.

a. I like Geography. _____

b. He wants to run in the hallway. _____

c. She reads a lot of books. _____

Reading

Science

Newton's Laws of Motion



This scientist lived in England. His name was Sir Isaac Newton. He was a very intelligent man. He worked with Math and Science. He made Three Laws of **Motion**.

First Law

The ball does not move alone. You have to kick the ball to move it, and catch it to stop it.




Second Law

You have to kick the ball very hard to **score** a **goal**. If you kick **softly**, it does not move far.




Third Law

The forces go in both ways. When you push another person, you go in the opposite direction.



Vocabulary

motion



law



score



goal



softly



Read and answer the following questions.

- Who was Issac Newton? _____
- Which school subjects did he work with? _____
- How many laws did he make? _____

Writing

Writing a Letter

1. Read the letter. What parts does it have?

Dear Aunt Kelly, April 10, 2020

Greeting **Date**

Body

I am in the fourth grade now. I am very happy at school. I am learning many new things with my teacher Sully. I like English and Math. Science is also very nice. I am going to be a nurse. I like helping people. How are you? And how is little Emily? Give her a big hug. I want to see some pictures of her.

Love you, Lisa

Closing **Signature**



2. Think of a person you love. Write a letter telling that person how you like your Fourth Grade. Look at the example and write all the parts of the letter.

A large, rounded rectangular box containing ten horizontal lines for writing a letter. The box has a spiral binding on the left side.



Phonics

Listen to the following diphthong words and recognize the different sounds.



Audio

Listen to the recording

- Listen and repeat the words with the diphthongs **aw** and **au** with the sound like **/o/**.

/o/

aw

straw
draw
saw



Freepik

au

author
fault
applause

- Listen and repeat the words with the diphthongs **ow** and **ou** with the sound like **/au/**.

/au/

ow

down
town
brown
clown



Freepik

ou


hound
round
house
mouse
couch

- Listen and repeat the words with diphthongs **oi** and **oy** with the sound like **/oi/**.

/oi/

oi

point
coin
joint
spoil



Freepik


oy

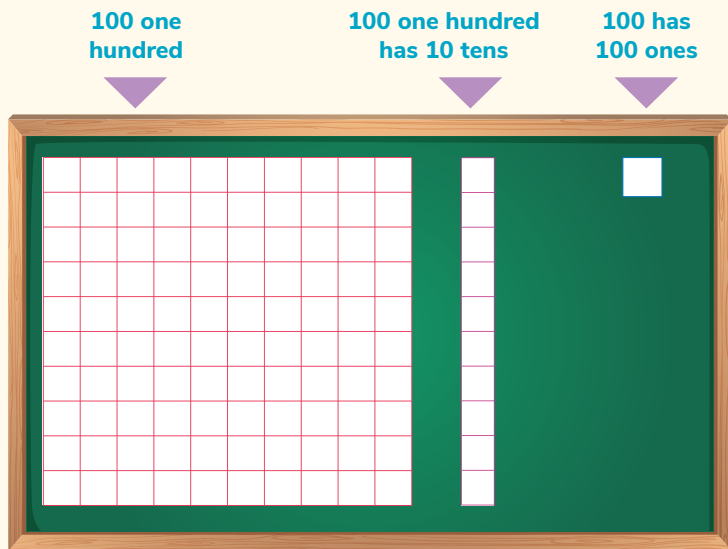
boy
toy
joy
enjoy


Oral Communication



Learn the Numbers with Hundreds

 Audio
Listen to the recording





$100+100 = 200$ (two hundred)
 $100+100+100 = 300$ (three hundred)

1. Can you read this?

400 500 600
700 800 900

2. Let's read this number. Look, listen and read:


456 Four hundred and fifty six

3. Listen to the recording and repeat these numbers:

123 567 902
234 897 105
345 674 306
456 325 701

4. Now you read the following numbers with your friends:

293 719 920
110 205 111
340 901
296 382

 Bonus Point: Work in pairs to make these additions.

$267 + 631 = \underline{\hspace{2cm}}$

$583 + 412 = \underline{\hspace{2cm}}$

$326 + 164 = \underline{\hspace{2cm}}$



Mineduc

Reading

1— Read and write the following numbers.

- a. two hundred and seventy eight _____
- b. six hundred and ninety four _____
- c. fifteen _____
- d. twenty seven _____

Listening

2— Listen and match the words that have the same sound.

down

mouse

pouch

draw

boy

straw

clown

house

toy

couch



Grammar

3— Make sentences using the two words. First the profession. Second the action.

Example: Artist / paint

Madeline is an artist. She is painting a picture

- a. veterinarian / help _____
- b. farmer / grow _____
- c. pilot / fly _____
- d. fire fighter / drive _____

I'm completing this self-evaluation based on what I learned in the module.

Self-evaluation

I check (✓) the box that most applies to me

Reflections	😊	🙂	😐	☹️
Spell the numbers				
Use Present Progressive				
Recognize the sounds				



Project 2

Teamwork:

Make a group of 4 students. You are a team and you need to work with respect and responsibility.

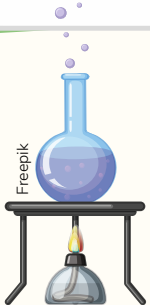


- Make a Science Experiment using the 3 Newton's laws of motion.
- Use toys and recycled material as much as possible.
- Draw and write your plans on this page.

Example 1:
Make balls of different materials and make them run down. Observe which one goes further.

Example 2:
Build a car or an airplane and make a competition to see which one goes faster.

Example 3:
Use straws or bottles and put balls inside and observe how they move.



After the experiment:

1. Write down what happens to the ball or the car.
2. Write down your observations.
3. Share your report with your classmates.
