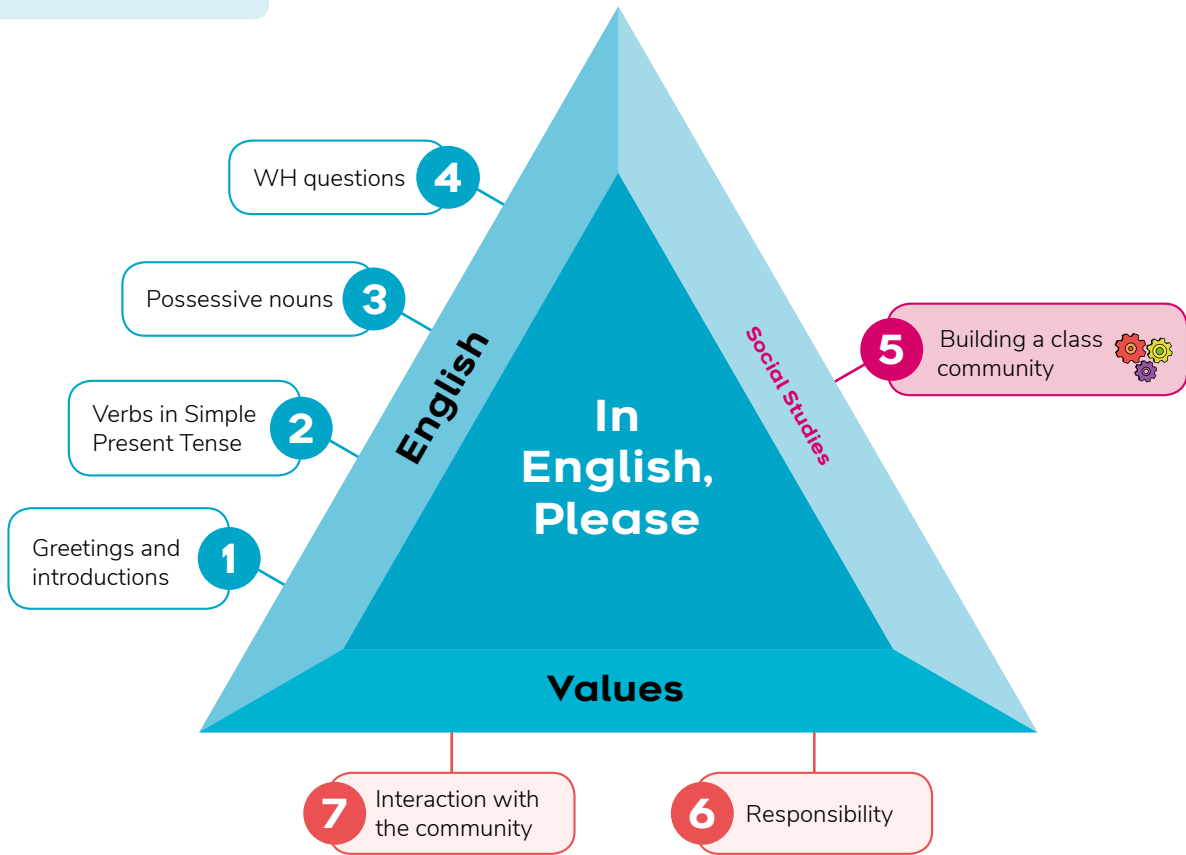


English Pedagogical Module 1

What do we do at school?

Curricular Threads: Communication and Cultural Awareness, Oral Communication, Reading, Listening, Writing, Phonics, Language Through the Arts


Fourth Grade EGB



We are happy to go back to school! We learn new things every year!

Communication and Cultural Awareness

1. Read and listen to the following greeting dialogues.



©EulaliaCornejo



©EulaliaCornejo

2. Work in pairs with your classmates to practice these greetings.
3. After you greet your teacher and friends, draw and write a short greeting for a friend in one box, and in the other box, write a formal greeting to your teacher. Use the words you learned in the dialogue boxes.



Audio

[Listen to the recording](#)



	<hr/> <hr/> <hr/> <hr/>
--	-------------------------

Language Through the Arts

1. The following words talk about school. Read and repeat after your teacher. Play a game to see how many you can name.



uniform



backpack




lunch box



board



Mineduc



bulletin board



computer



teacher



student



classmates




principal



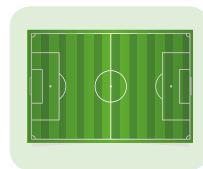
classroom



office



gym



court



playground




hallway

Freepik / Mineduc

2. Choose and circle the correct word.

- Alex has a new **gym/uniform**.
- The fourth grade **hallway/teacher** is Miss Cecilia.
- I see a lot of information on the **bulletin board/lunch box**.
- My new **classmates/office** are very nice, they are my new friends.
- Your **playground/backpack** is the same as mine.

3. Draw a picture of yourself with all the things you have for school. Share this information with your friends. Work in pairs.



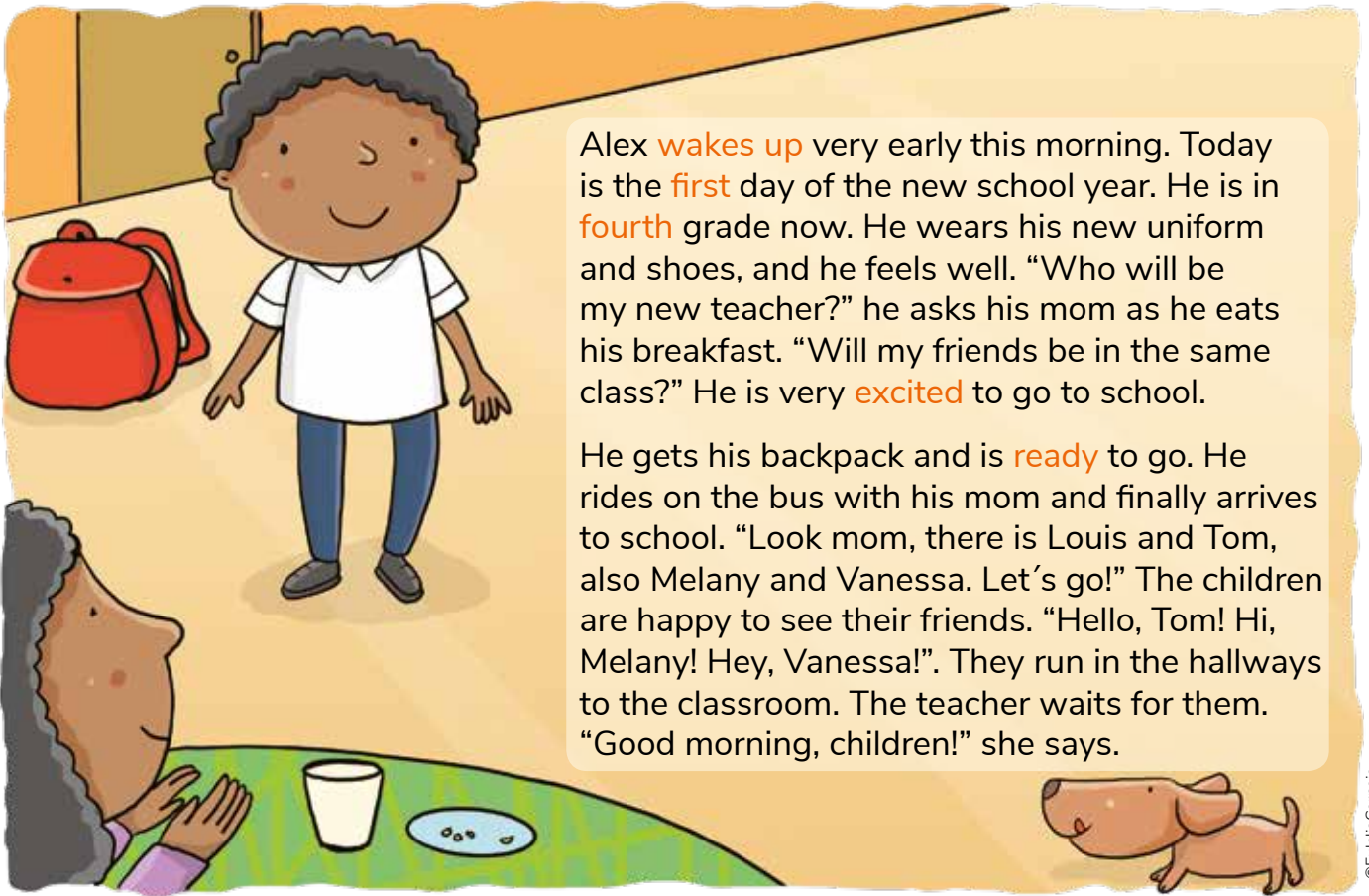
Freepik



Mineduc

Reading

1. Read the story.



Alex **wakes up** very early this morning. Today is the **first** day of the new school year. He is in **fourth** grade now. He wears his new uniform and shoes, and he feels well. "Who will be my new teacher?" he asks his mom as he eats his breakfast. "Will my friends be in the same class?" He is very **excited** to go to school.

He gets his backpack and is **ready** to go. He rides on the bus with his mom and finally arrives to school. "Look mom, there is Louis and Tom, also Melany and Vanessa. Let's go!" The children are happy to see their friends. "Hello, Tom! Hi, Melany! Hey, Vanessa!". They run in the hallways to the classroom. The teacher waits for them. "Good morning, children!" she says.

©EulaliaCornejo

Vocabulary

- wake up:** open your eyes after sleep in the morning
- excited:** very happy
- first:** number one in line
- fourth:** number four in line
- ready:** you have everything to go

2. Look at the vocabulary words and complete the following sentences.

- a. Today is the _____ day of the new school year.
- b. He is in _____ grade now.
- c. He is very _____ to go to school.
- d. He gets his backpack and is _____ to go.

3. Answer the following questions related to the story. Use complete sentences.

- a. Who is excited to go back to school? _____
- b. What grade is he in now? _____
- c. What does he get to be ready for? _____
- d. How do they go to school? _____
- e. Where are his friends? _____




Mineduc

Non-Commercial Licence

Listening

1. Let's get ready to learn! Please, repeat with your teacher.




2. Look at the pictures, say the name of the following items. Then, complete the missing letters in each word.




Audio

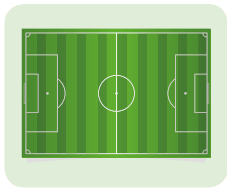
[Listen to the recording](#)




g _ m



hall _ ay







cou _ t

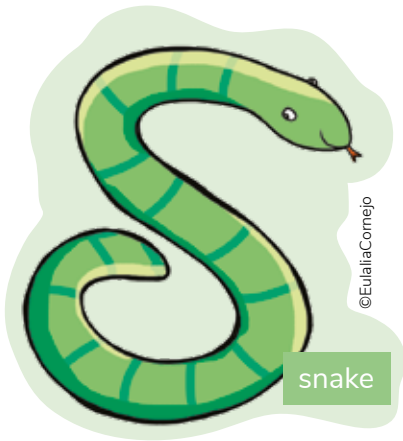


play _ round

3. Listen to your teacher and write the corresponding number.



Phonics



Audio
Listen to the recording

Grammar tip

I – you – we – they
Use the verb as it is



I



You _____



We



They

He – She – It
The verb + s or es.



He




She _____ S



It

Mineduc

1. Read these words with your teacher and repeat them.




snake



skirt



Mineduc



spider



star



sun



snail



scissors



snack

Freeplik

2. Let's describe our every day activities.
Read the example and find the S.

I **wake** up at 6:00 o'clock every morning.
Alex **wakes** up early every Monday.

We **go** to school every day.
Melanie **goes** to the playground with Vanessa every break.

They **listen** to the teacher in class all the time.
Tom **listens** to Louis in the soccer court now.

3. Circle the correct verb.

- I **wear/wears** my new uniform to school.
- Miss Cecilia **talk/talks** all the time in English.
- We **play/plays** soccer in the big court.
- The girls **listen/listens** to music in the playground.
- Alex **drink/drinks** water after the game.

Oral Communication

Action Verbs

1. Read and repeat the following action verbs.

come, go, speak, read, write, listen, talk, eat, drink, wear



come



go



speak



read



write



listen



talk



eat



drink



wear




Audio

Listen to the recording

Value: Interaction with the community

Remember to raise your hand to talk, and to listen when others are talking.



2. Practice sentences using these action verbs with your friends.

3. Look at the picture, say what you see and complete the sentences using the correct form of the verb in the picture.

a. Manu _____ to school every day.



b. Pedro _____ a book in silence.



c. We _____ in English in class.



d. They _____ on the notebook.



e. Alex _____ to play with his cat.



Communication and Cultural Awareness



1. Complete the exercise using **do - does**.

- a. _____ he ride on the bus to school? Yes, he _____.
- b. _____ we go to the playground every day? Yes, we _____.
- c. _____ Helen wear her uniform to school? Yes, she _____.
- d. _____ the children listen to the teacher in class? Yes, they _____.
- e. _____ the teacher write on the board? Yes, she _____.

2. Work in pairs. Ask your friends what they do every day.

Example:

What **does** Francis read?
He **reads** a book

Grammar Tip

Affirmative Sentence	Question?
I - You - We - They	I - You - We - They
I read a book in class.	Do you read a book? Yes, I do.
We walk in the hallways.	What do you read? I read a book.
He - She - It	He - She - It
He speaks with the principal.	Does he speak with the principal? Yes, he does.
She wears a new skirt for the uniform.	What does she wear? She wears a skirt.

3. Write 2 questions and answers to what you asked.



Language Through the Arts



Social Studies

1. Read these sentences to practice good classroom language. Say them with your classmates and teacher.

May I come in?

Sorry, I'm late.

Please, stand up.

Sit down, please.

Raise your hand to talk.

Wait for your turn.

Open / close your book.

Write on your notebook.

Work in pairs.

What's the English for...?

Clean your desks when class is finished.

Thank you!



Freepik

Mineduc

2. Look at the verb and use the correct form to complete the sentence.

a. work

b. sit

c. clean

d. come

e. wait

- Nathalie and I _____ in pairs in English class.
- Jerry _____ next to me.
- I _____ my desk every day.
- The teacher _____ to school very early in the morning.
- Mike _____ for his turn to talk.

3. What do we need to do to have a good classroom community? Draw and describe.

Freepik

Reading


1. Let's read this poem and practice it.



Welcome, welcome, we are back to school!
A new year has begun,
A new year to learn, to read and to play,
To write and have fun.
A new year to enjoy with friends, teachers,
Books and games.
Smile and be happy,
We are back in school,
Learning is cool!

2. Find the actions we do every day in class in the poem. Write them down.

3. Why is studying at school so cool?
Draw a picture of fun things you do at school.



4. Work in pairs. Combine the words and write the sentences.

a. wear / Sally / a uniform

b. write / Jeremy and Luke / a story

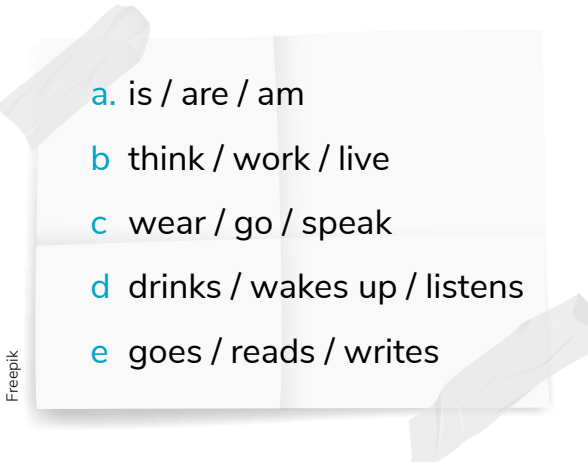
c. student / talk to / teacher

d. read / I / the computer


e. jump in / we / the playground

Writing

1. Look at the verbs below and choose the correct one.




- My name is Miss Cecilia
- a I _____ a teacher.
- b. My family and I _____ in Ecuador.
- c. The children _____ uniforms in school.
- d. My mother _____ very early every morning.
- e. My brother _____ many books. He is a good student.



2. Interview 3 friends about what they do every day. Ask what they do at school and at home. Ask what their father and mother do. Write down their answers.

Phonics



1. Let's review the / z / at the beginning of words like zebra, zero, zig-zag, zipper, zoo, zoom.



Audio
Listen to the recording

2. Some verbs in the Simple Present Tense have the / z / sound. Listen and repeat with your teacher.



3. Match the sentence with the picture.



Mary dreams to have a new doll.

Harry sings very well.



Jackie plays with the other girls.

The teacher wears a skirt.



4. Write the words that have the sound as the picture. Then share with your friends and read them aloud.





Oral Communication

Wh - Questions

1. Match the questions and answers with the correct picture.

Who	Who comes to school every day? My dog Brownie.
When	When does the game start? It starts at 11:10.
What	What do you have on the desk? I have a pencil.
Why	Why are you late? Because I am sick.
Where	Where does Vanessa keep her book? She keeps it in her backpack.
Which	Which is your car? The black one.



2. Let's play the **zig-zag game**. Make a group of 4 students. Each student has to take turns to make a sentence in each square. Use the words in the squares and make a sentence in Simple Present Tense.

The zig-zag game board consists of 13 numbered squares with the following content:

- start
- I / dream
- You / sing
- He / play
- Mother / wear
- Louis / come
- Henry and I / go
- The students / speak
- Mike / read
- Susy and Jane / write
- The boys and girls / listen
- The principal / talk
- We / eat
- They / drink
- finish



Project 1

Responsibility
is to do the things you
have to do very well.



You are responsible for

What

you do

Who

you are

Where

you go

When

you talk

How

you show
yourself

Why

you do
things

You have to do the things
you are expected to do,
showing your **best**.

• Make a poster about
Responsibility.

• Use recycled cardboard.



Reading

1 — Read the following words and recognize the verb. Write the corresponding word on the line.

- write talk read go wear eat listen drink speak write

















Listening:

2 — Listen to your teacher and circle the words ending in /s /with green and with /z / in blue.

student

talks speak snake

zig-zag

wakes

zipper

makes

wears likes

dreams

listens

star

zebra

likes

sun

plays

sings

zero

snail

Grammar

3 — Read the sentences and write the correct word on the line.

- a. The teacher _____ talk / talks in class.
- b. Alex and Tom _____ wake up / wakes up at 6:00.
- c. The girl _____ wear / wears a swimming suit.
- d. In the mornings I _____ eat / eats breakfast.
- e. We _____ go / goes to the soccer court.



4 — Choose the correct verb and circle it.

- a. My cousin swim / swims every Friday.
- b. His grandfather teach / teaches him to play the piano.
- c. She love / loves her little brother.
- d. I dance / dances every day.
- e. We like / likes to play.




Vocabulary

5 — Match the words with the correct image.



bulletin board



backpack

classroom



playground

hallway

classmates



I'm completing this self-evaluation based on what I learned in the module.

Self-evaluation	I check <input checked="" type="checkbox"/> the box that most applies to me			
Reflections				
School vocabulary				
Use and recognize action verbs in Simple Present				
Use does and verbs with "s" or "es"				
Pronounce new sounds /s / - / z /				

Communication and Cultural Awareness



©EulaliaCornejo

Vocabulary

shine



smile



crutches



enjoy



Freepik

1. Read the story.

Our new classmate

This year is different. Many friends are the same as last year. There are new students in the class, they all have a **smile** on their face when I say “hello” to them. There is a special boy, he is quiet all the time. I want to know his name and take him to the playground with my friends. “Hello!” I said, “My name is Alex, what is your name?” “My name is Paul” he said, and he is happy to talk with me. He likes books and loves to read. He draws nice cars and colors them. His eyes **shine** when he smiles. He wants to be my friend and I am happy to be his. He walks slowly with his **crutches**, I help him go to the playground. Tom, Louis and all my friends want to play with him too. Now we all welcome him to our class. He **enjoys** being with us.

2. Make a check (✓) in the circle that best describes this story.

- a. This story is about school.
- b. This story is about a soccer game.
- c. This story is about making new friends.
- d. This story is about accepting all students.

3. Work in pairs to talk about the story and answer the following questions.

- a. Who tells the story? _____
- b. What does Paul have? _____
- c. Where is the story? _____
- d. How does Paul feel? _____



Mineduc

Language Through the Arts



Possessive Adjectives

1. Complete the sentences with the appropriate Possessive adjective.

- a. I have a book. **My** book is fantastic.
- b. You have a friend. _____ friend is Mike.
- c. Tom has a house. _____ house is big.
- d. Vanessa has a dog. _____ dog is nice.
- e. The cat has a ball. _____ ball is dirty.
- f. We have a new teacher. _____ teacher is Miss Cecilia.
- g. The boys have a television. _____ television is new.

Personal Pronouns	Possessive Adjectives
I	My
You	Your
He	His
She	Her
It	Its
We	Our
They	Their

2. Draw the school supplies you have in your backpack and pencil case. Then, write a paragraph about what you have.

Reading

Possessive Pronouns



©EulaliaCornejo

A day in school

My books are ready, pens and pencils are also mine. All the material is in my backpack. Boys and girls are very excited, their backpacks are also full. The teacher talks to us. We all speak at the same time. "Class, class!" she says, and we listen now. It is time to work. We read stories, and we like them all. I like English, I raise my hand, I practice every sound in class.

The bell rings. It's time to play! Some children run to the playground, some others go to the court the ball is theirs, we all share. Paul walks slowly, the crutches are his. I go with my friend. We catch the ball, that ball is ours now. We throw it back. All of us have a lot of fun. The day is finished, we take our bus. I kiss my mom and talk with her. Every day I do my homework, I always want to be the best! I am happy to be at school, all the things we do are cool!

Possessive Adjectives (Before the noun)	Possessive Pronouns (After the verb)
My	Mine
Your	Yours
His	His
Her	Hers
Its	Its
Our	Ours
Their	Theirs



1. Circle the possessive adjectives you find in the story in red. Circle the possessive pronouns in blue.
2. Use the possessive pronouns in the list to complete the following sentences.

- a. I have books.
The books are _____.
- b. The boys have a soccer ball.
That ball is _____.
- c. We have water.
The water is _____.
- d. You have a ruler.
The ruler is _____.
- e. Paul has crutches.
The crutches are _____.

Writing



Time	Doctor Jason	Karina Lawyer	Soccer coach Paul	My mom Sarah
6:00 am	Get up	Get dressed	Run	Take her children to school
9:00 am	Work with patients	Drink coffee in the office	Go to the gym	Cook lunch and dinner
12:00 pm	Have lunch	Write documents	Swim in the pool	Pick the children up from school
4:00 pm	Listen to some music	Close her office	Practice soccer	Clean the house
7:00 pm	Read a book	Spend time with her friends	Study English	Have dinner with the family

1. Look at the chart that describes the daily routine of these four people. Read it. Then work in pairs to describe their daily routine.

Example: **What does Jason do at 6 o'clock?**

2. Choose one person in the chart and describe all the activities that they do in a day. Use complete sentences in Simple Present tense.

3. Describe your daily routine. Draw a picture of your day. Write three or four sentences to describe what you do every day.

My Daily Routine

Freepik

Phonics

Possessive Nouns

Singular Nouns:

Add 's

Example:

Tom has a car. Tom's car is new. His car is new. /s/

Olivia has curly hair. Olivia's hair is curly. Her hair is curly.

When the name or noun ends with "s", just add 's

Lucas has a cat. That is Lucas' cat. His cat is friendly.



Audio

Listen to the recording

Grammar Tip:

A **possessive noun** shows that a person or an animal has something. Add 's to a name or a noun to make it possessive.


1. Complete the following sentences. Write the possessive form of the noun.

Example: girl The **girl's** uniform is new.

- | | |
|--------------|---------------------------------------|
| a. boy | The _____ bike is new. |
| b. students | The _____ backpacks are on the table. |
| c. principal | The _____ office is open. |
| d. sister | My _____ car is a Chevrolet. |
| e. father | My _____ dress is nice. |



2. Look at the pictures and write the correct possessive noun on the blank.



a. That is the _____ flower.



d. The _____ hair is long.



b. Our _____ tail is short.



e. The _____ ears are long.



c. The _____ tongue is long.

Oral Communication

Reading

1. Find the following verbs in this chart.

- write
- eat
- swim
- sing
- dance
- read
- fly
- drink
- jump
- listen



w	w	i	x	z	s	w	i	m	d	r	e	a	d
a	u	a	n	j	c	t	e	j	y	u	z	e	i
g	s	s	u	m	a	n	b	q	m	z	k	j	o
k	k	f	c	t	q	y	m	h	q	v	n	c	e
u	o	t	u	c	v	f	d	r	i	n	k	v	y
s	i	n	g	j	s	y	e	e	y	y	n	c	g
y	u	k	d	a	n	c	e	a	s	a	w	o	r
f	l	y	i	p	a	x	q	h	u	e	o	m	r
l	i	s	t	e	n	j	u	m	p	s	o	y	h
v	m	n	e	y	u	u	p	v	j	p	e	i	m
l	w	r	i	t	e	w	u	p	r	e	a	t	x
m	z	x	a	w	m	w	i	o	u	u	i	l	e
m	j	h	e	i	z	w	r	e	u	e	b	a	z
y	i	c	t	c	u	y	o	e	t	c	j	s	c

Let's play a Simple Present Train Game!

- Make groups of three or four students.
- You need a coin and a game piece (sharpener or eraser)
- Coin's head: move your game piece 2 spaces.
- Coin's tail: move your game piece 1 space.
- In each space, make a sentence or a question with the given words.

<input type="text"/> (like) lots of homework.	You <input type="text"/> (eat) insects.	She <input type="text"/> (write) a love letter every day.	Move ahead 3 spaces.
We <input type="text"/> (read) alien stories.	They <input type="text"/> (play) in a rock band.	I <input type="text"/> (use) the internet every day.	Skip your turn.
They <input type="text"/> (say) a lot of interesting things.	He <input type="text"/> (wash) his teeth twice a day.	She <input type="text"/> (watch) sports series.	I <input type="text"/> (read) news every day.
Oh No! Go back 6 spaces	She <input type="text"/> (say) the right answers.	You <input type="text"/> (be) scared of bats.	It <input type="text"/> (have) a small head.

Reading

1 — Choose the appropriate question word:

What – Who – When – Where

- a. _____ is your name? c. _____ is your best friend?
b. _____ is your birthday? d. _____ are your books?

Listening

2 — Listen to your teacher and fill in the blanks with the correct form of the verb you listen.

- a. Nathalie and I _____ in pairs in English class.
b. Jerry _____ with me.
c. I _____ my notebook every day.
d. The teacher _____ to school very early in the morning.

Speaking

3 — Complete the following sentences. Write the possessive form from the noun in front of the sentence.

- | | |
|--------------|---------------------------------------|
| a. boy | The _____ bike is new. |
| b. students | The _____ backpacks are on the table. |
| c. principal | The _____ office is open. |
| d. sister | My _____ car is a Chevrolet. |
| e. father | My _____ dress is nice. |



Grammar

4 — Choose the correct word to complete the sentences:

mine - yours - his - hers - its - ours - theirs

- a. Tom has a book.
The book is _____
- b. Melanie has a crayon.
The crayon is _____
- c. I have colors.
The colors are _____
- d. They have backpacks.
Those backpacks are _____



Project 2

Personal commitment

Think about all the things you have learned in this time. The values of responsibility and respect are important to have a good interaction with the community.

Make a poster

- Work in pairs, each couple will receive one A4 bond sheet.
- Write a set of rules for all the school to have a good and responsible community.
- Do your best! Use good handwriting and pretty colors for the drawings.

Vocabulary

commitment:
obligation, compromise

My personal commitment



Freepik / Mineduc



Mineduc

Non-Commercial Licence