
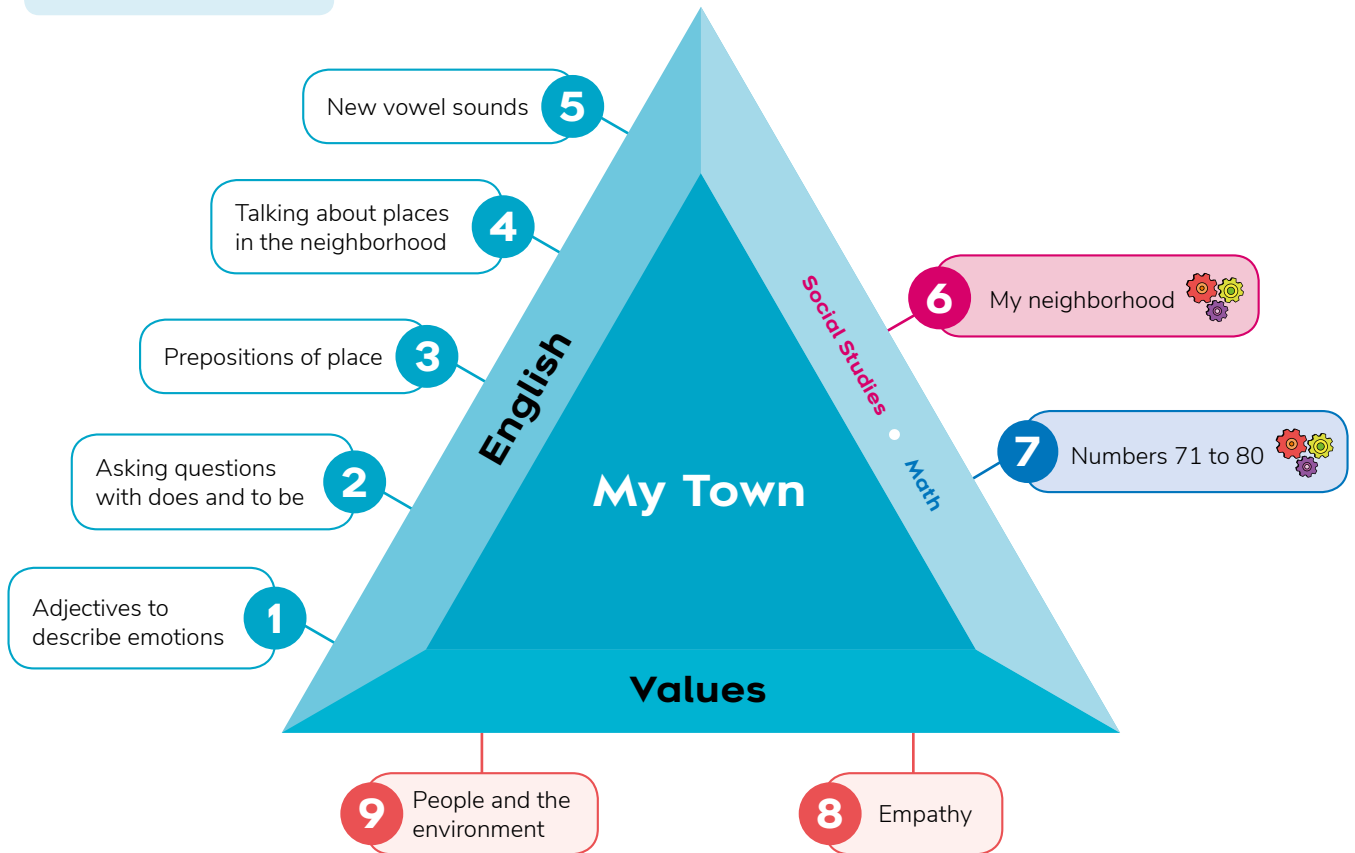


English Pedagogical Module 3

What is in my town?

Curricular Threads: Communication and Cultural Awareness,
Oral Communication, Reading, Listening, Writing, Phonics, Language Through the Arts

Third Grade EGB



Where do you live?

Communication and Cultural Awareness



Social Studies

1. Listen and repeat the poem.



Audio

Listen to the recording

My Neighborhood


I love my town, my town, my town.

There are a lot of trees that you can see,
you can see.

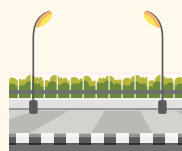
There is a playground, a movie theater,
a hospital and so much more.

A library, a shop, and a grocery store!

When I walk around my town,
there is so much to see!



2. Look at the pictures and match them with the places.



playground

hospital

street

bus stop

movie theater

swimming pool

market

train station

zoo

store



Culture

A neighborhood is a place where people live near one another.

Language Through the Arts

My Town is



1. Draw a picture of your town.
What places does it have?

A large rectangular area outlined in blue, intended for drawing a picture of a town. The corners of the rectangle are marked with colored dots: top-left is orange, top-right is green, bottom-left is yellow, and bottom-right is red.

2. What is your favorite place in your town?

3. Draw your favorite place.
Then, show it to your partner and name it.

A large illustration of a spiral-bound notebook with a yellow cover and a white page, intended for drawing a favorite place. The word 'Freepik' is written vertically on the right side of the notebook.

Reading

Around Town

1. Listen and read along.

Grammar Tip

Prepositions of place tell us where places are: around, next to, behind, on, to the left (right) of, behind.

Briana's Neighborhood

I am Briana. **Around** my neighborhood there are a lot of places to see.

There is a big market **next to** the movie theater. There are twenty houses and one swimming pool. The swimming pool is **behind** the park and playground.

The hospital is **on** the main street. The bus stop is **to the left of** the train station. The zoo is **behind** the library.



©EulaliaCornejo

2. Read and circle T (true) or F (false).

- The movie theater is next to the market.
- The hospital is on the main street.
- The bus stop is to the left of the train station.
- The zoo is behind the hospital.

T	F
T	F
T	F
T	F

Listening


Giving Directions


1. Listen to the story again. Answer the questions about Briana's neighborhood.


- The zoo is _____ the library.
- The big market _____ the movie theater.
- The bus stop is _____ the train station.
- The swimming pool is _____ the park and playground.
- The hospital is _____ the main street.


2. Draw your neighborhood. Show it to your partner. Together ask and answer the questions about your neighborhood.


Example: A: Where is the bus stop?
B: The bus stop is next to the market.


 **Vocabulary**


around 

behind 


next to 

on 

to the left of 

to the right of 

Freepik



A large drawing area with a purple border. On the left side, there are seven green horizontal lines with circular ends, resembling a spiral notebook. In the bottom left corner, there is a cartoon boy with brown hair, wearing a green shirt and blue pants, with a backpack. In the bottom right corner, there is a large yellow pencil. At the top right of the drawing area, there are three empty square boxes. The word 'Freepik' is written vertically on the left and right sides of the drawing area.

Phonics

Short i Sound



Audio

Listen to the recording

1. Listen and read along.



pig



six



wig



kid



win

Freepik / Mineduc



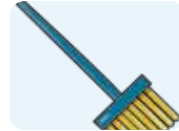
hip



sit



lips



stick



him

2. Now, look and circle the right word.

Freepik



lips

tips



wig

pig



six

sit

Long i Sound

3. Listen and repeat.

The fly dances at night really **high**.

The fly turns on its light, it's very **bright**!

The fly eats a **pie** wearing a **tie**.



4. Listen and classify.

wig - pig - high - six - bright - tie

Long i

Short i

Oral Communication

Questions with To Be

Read and draw the place in the correct box.

- The hospital is to the right of the movie theater.
- The store is to the left of the playground.
- The swimming pool is next to the bus stop.

Grammar Tip

To ask a question with **am/is/are**, put **am/is/are** **before** the subject.
Example: Where is the market? Are you happy?



• Where is the playground?

• Where is the hospital?

• Where is the movie theater?

• Where is the store?

Communication and Cultural Awareness

Grammar Tip

“Very” is a word that emphasizes adjectives or adverbs.

Example:


The house is **very big**.
The bus is moving **very quickly**.

Using "Very" in a Sentence

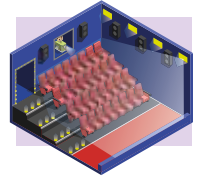
1. Read the example and rewrite the sentences including the adverb “very”.

- The elephant’s feet are big.

The elephant’s feet
are very big.



- That movie theater is small.



- The playground is nice.



- My mother is kind.



- The bus is crowded.




2. Look at the pictures and write the words.

very contaminated - very **slowly** - very **quickly**

The birds fly _____ .



The ocean is _____ .




Plastic bags decompose _____ .



Vocabulary

slowly



quickly



Language Through the Arts

1. Read the words and draw the places.




zoo



park



hospital



street



bus stop




market



swimming pool

2. Listen, read and color.

- The bus stop is blue and yellow.
- The movie theater is brown.
- The market is green.
- The street is gray.



Reading

1. Read the story.

A Lion and a Mouse

There is a lion and a mouse.

The lion sleeps. The mouse starts playing on top of him.

The lion wakes up and he is very angry. He wants to eat the mouse.

But, the mouse says: "I'm sorry", so the lion lets him go.

Some time later, the lion is stuck in a net and he is very scared.

The mouse cuts the net with his teeth.

The lion is free. He thanks the mouse. He is very happy.

The mouse and the lion are very good friends now.



Freepik

2. Answer the questions:

- What animals are in the story?

- Who sleeps in the story?

- Who helps the lion?







Non-Commercial Licence


Writing

Remembering the Story

1. Read the story again. Then, read the sentences and write them below the correct picture.
 - a. The lion wakes up.
 - b. The mouse helps the lion.
 - c. The lion lets the mouse go.
 - d. The mouse plays on top of the lion.
 - e. The lion thanks the mouse.




2. Now, number the pictures in the correct order.
3. Tell this story to your partner.



Phonics

Magic Letter e

 Audio
Listen to the recording

Grammar Tip

Long i vowel with magic e

We call it a magic e because it changes the sound of the letter i! For example: "Tim" is a name but with the magic e it becomes "time"!


▼
Tim



▼
Time




1. Listen and trace the magic letter e.

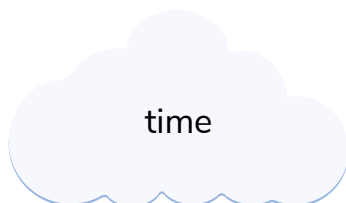


Freepik / Mineduc

Kite	Bite
Dime	Slide
Pipe	Hide
Fine	Time
Shine	Pine



2. Listen and color the words you hear.



Freepik

Oral Communication

1. Listen and circle the right option.

- The playground is **behind** / **next** to the hospital.
- The park is **really** / **very** big.
- The swimming pool is to the **right** / **left** of the school.
- The bus stop is **before** / **after** the main street.

2. Listen again and check your answers.


3. Work in pair and ask your classmate the following questions:

- Where is the school?
- Where is the bus stop?
- What color is the store?
- Where is the playground?




Audio

Listen to the recording



Freepik





Project 1

Build your Neighborhood!

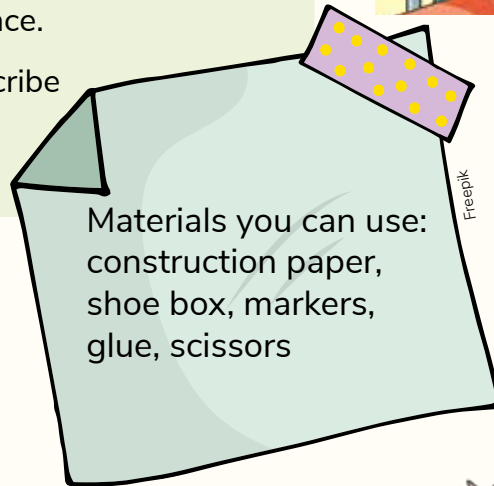
- Take a walk around your neighborhood with your parents.
- Identify some places in your neighborhood and make a list.
- Use recycled materials to create a mini model of your neighborhood.
- Label your house and every other place.
- Share with your classmates and describe your neighborhood to them.

Say: In my neighborhood...

Materials you can use:
construction paper,
shoe box, markers,
glue, scissors



Mineduc



Freepik



Mineduc



Mineduc



Freepik



Non-Commercial Licence

1 — Look at the pictures and write the words.





2 — Complete the sentences.

very happy - very good - very crowded - very slow

That chocolate cake is _____.



My friend is _____.



The turtle is _____.



The bus is _____.




3 — Complete the words.

S_____



D_m_____




B_t_____



L_p_____



4 — Look at the picture and complete the sentences.



©EulaliaCormejo

before - on - behind - left

- The bus stop is _____ the park.
- The market is to the _____ of the movie theater.
- The zoo is _____ the main street.
- The train station is _____ the hospital.



Mineduc

I'm completing this self-evaluation based on what I learned in the module.

Self-evaluation	I check (✓) the box that most applies to me			
	😊	🙂	😐	☹️
Reflections				
Prepositions of place				
Use of very				
Places in the neighborhood				
Short and long i, magic e				

Freepik

Non-Commercial Licence

Communication and Cultural Awareness



Math

Number 71 to 80

1. Look and color.

- Numbers from 70 to 73 are green
- Numbers from 74 to 76 are yellow
- Numbers from 77 to 80 are red




Audio

Listen to the recording



Mineduc



Freepik



Mineduc

Freepik

2. Listen to the numbers and follow along.

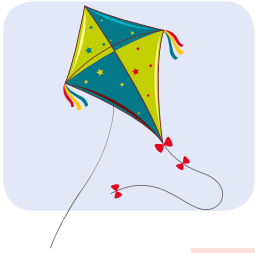
- 70 seventy
- 71 seventy-one
- 72 seventy-two
- 73 seventy-three
- 74 seventy-four
- 75 seventy-five
- 76 seventy-six
- 77 seventy-seven
- 78 seventy-eight
- 79 seventy-nine
- 80 eighty



Freepik

Language Through the Arts

1. Read and circle the right answer.



This is a kite.




This is a coin.




Freepik

This is a thumb.




This is a slide.


2. Listen and draw the highlighted word.



This is **Tim**.




I **eat** some watermelon.




My grandfather has a **pipe**.



Mimeduc



I can tell the **time**.



Can you see that **pine**?

Reading

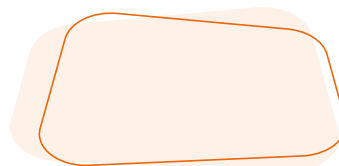

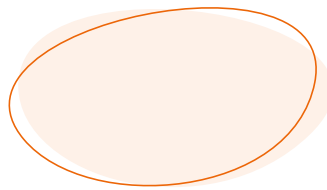

1. Read the story.

Moving Day

I am Dina. My family and I moved to Quito. I am sad, I miss my friends but I am also happy because my mom has a new job and she is excited. My brother is scared of his first day of school. My dad is angry, he says there is too much traffic in the city. There is something I am excited about: I have a new house! My cat, Tom, likes the new house, too. Today is my first day of classes, I am sleepy and a bit sick. Let's see how it goes.



2. Write the adjectives you found in the story.



Culture

Empathy: help others to feel comfortable when they are experiencing new feelings.

Grammar Tip

Adjectives can help us to describe how we feel.



Writing

1. Using the story from page 19, answer the questions.

• Is Dina happy?

• Is Dina's mom angry?

• Is Dina's brother sick?

• Does Dina live in Quito?

Grammar Tip

We use **does** to ask questions about somebody's actions. Put **does** before the subject.

Example: Does she like apples?
Does Tim live in Ibarra?

• Does Dina's dad have a new job?

• Does the cat like the house?

2. Look at the picture. Write what you see.



©EulaliaComejo

Freepik

3. Read and put the correct punctuation mark in the blank.

• Is the girl sick



Yes _____ is _____

• Are the boys sleepy



No _____ they aren't _____

• Does the girl have a short hair




©EulaliaComejo

No _____ she _____


Phonics

Short Vowel i + ie, igh, ight

1. Listen, look, and repeat.




sit



light



fix



night



pie



high




Freepik

sigh




hip



tie


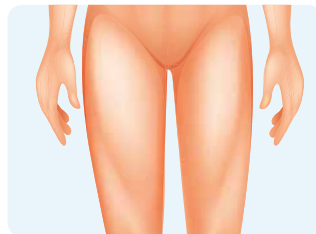
2. Say and write the words with the same sound under **knight**, **thigh**, or **lip**.

Knight

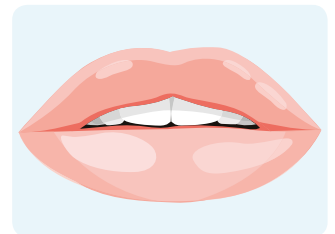


Freepik

Thigh



Lip



Oral Communication


1. Look at the picture and describe it.



2. Now, find a person from your classroom that likes to...

Action	Name
play volleyball	
go swimming	
fly kites in the park	
dance	

1 Write a question for each answer.



- Yes, she is sad.
- No, it isn't blue.
- No, he isn't sick.
- Yes, she is tall.

2 Look at the pictures and answer the questions.



- Where is the hospital?
- Where is the park?



- Where is the market?
- Where is the swimming pool?



I'm completing this self-evaluation based on what I learned in the module.

Self-evaluation	I check <input checked="" type="checkbox"/> the box that most applies to me			
Reflections				
Questions with does and to be				
Prepositions of place				



Project 2



- Look at the invitations that the children made for their Birthday party.
- Write the invitation for your birthday. Don't forget to give directions and say how you feel!
- Create your own invitation with different materials and put your text on it.



Mineduc



Frespiik

You can use:

- color paper
- construction paper
- foam sheet
- markers
- crayons
- stickers



Mineduc



Mineduc