
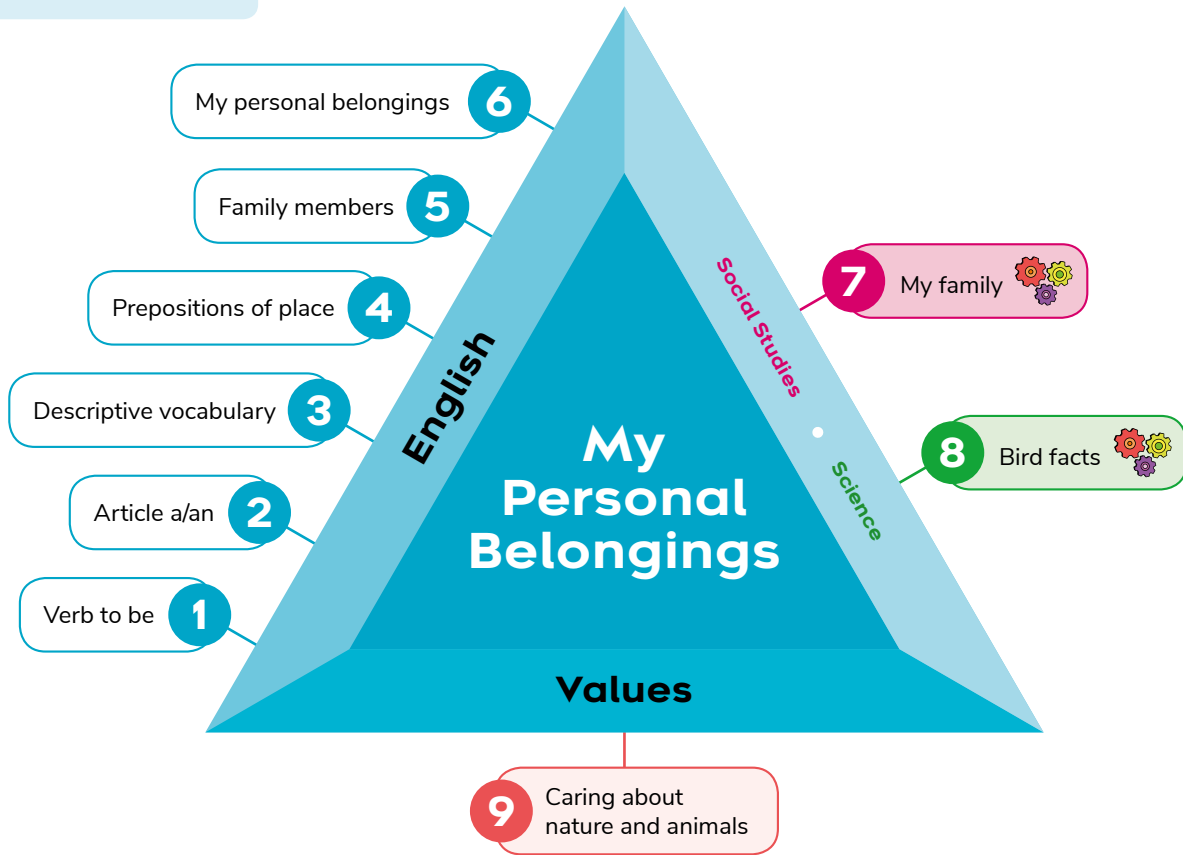


Curricular Threads: Communication and Cultural Awareness, Oral Communication, Reading, Listening, Writing, Phonics, Language Through the Arts

### Third Grade EGB



How old are you?

# Communication and Cultural Awareness




## Social Studies

### Family Members

1. Read the story.

My **family** is small. I live with my **mother** and my **sister**. We like to watch TV together. Sometimes we go with my **mother** to the market to buy some food. Every Friday I play with my **sister** and friends in the park. I like to visit my **grandparents** on the weekend. My grandmother makes delicious cookies and my grandfather teaches me to ride my bike.



Audio

Listen to the recording



### Vocabulary

family



grandparents



mother



sister



brother



2. Answer the questions about the story.

- Is this family big or small?

This family is small.

- What activity do they enjoy doing at home together?

\_\_\_\_\_

- Where do they go sometimes?

\_\_\_\_\_

- Whom do they like to visit on the weekends?

\_\_\_\_\_



# Language Through the Arts

1. Read the story.

## At the Zoo

I see **an** elephant  
and **a** dog.  
I see **a** duck  
and **an** ant.



### Grammar Tip

Write **a** before  
a consonant.

**a** cup





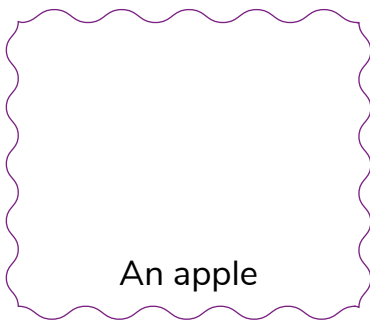
Write **an** before  
a vowel.

**an** umbrella



Freeptik

2. Read the words and draw.



3. Now, create a story with the previous words.



Mineduc

# Reading

An adjective describes a noun.


1. Listen to the story and then read out loud.

## I Have New Shoes



Audio

Listen to the recording



©EulaliaCornejo



Vocabulary

new



old



Freepik



Mineduc

2. Read and circle the right answer.

• I have	old shoes	new shoes
• Mom says that my new shoes are	awful	nice
• I miss my	old shoes	new shoes



Freepik



Mineduc



# Listening

## Using a/an

1. Write a / an.

an apple



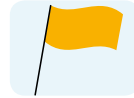
\_\_\_ igloo



\_\_\_ boy




\_\_\_ flag



\_\_\_ ruler



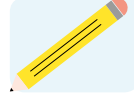
\_\_\_ elephant



\_\_\_ aunt



\_\_\_ pencil



\_\_\_ book



\_\_\_ egg



\_\_\_ girl



\_\_\_ plant



Audio

Listen to the recording


### Grammar Tip

Use **a** or **an** before a noun when you talk about **one** person, thing or place.



2. Listen and write the words from the box.

long hair - soft bunny - dark night - short hair - bright sun



\_\_\_\_\_



\_\_\_\_\_



\_\_\_\_\_



\_\_\_\_\_



\_\_\_\_\_

# Phonics

Can you say the long e vowel sound?

## Long e

1. Listen to the sentences. Then circle long e words.



Audio

Listen to the recording

The seal is on the beach.

The queen sees the seed.

The tree has a green leaf.

### Phonics Tip

To pronounce the long e sound, open your mouth and make a smile. Now say "eeeeee"!

2. Color the long e vowel pictures.



eagle



bee



tree



sheep

# Oral Communication

## The Word **Some**

Read and practice this dialogue with your partner.

### Vocabulary

Use the word “**some**” when you don’t know exactly how much you have!

### Grammar Tip

We use contractions to make words shorter.

Example:

I do not = I don't.

You are = you're.





# Communication and Cultural Awareness

## Social Studies

### Different Families

1. Draw a person from your family.



2. Describe a person in your family.

- Does this person have short or long hair?
- Does this person have light or dark eyes?
- Is this person short or tall?



*I am describing* \_\_\_\_\_  
\_\_\_\_\_  
\_\_\_\_\_  
\_\_\_\_\_  
\_\_\_\_\_  
\_\_\_\_\_  
\_\_\_\_\_  
\_\_\_\_\_





# Language Through the Arts

## Describing

1. Draw a monster. Follow the instructions.

- The monster is green.
- The monster has long blue hair.
- The monster has dark eyes.
- The monster has red shoes.



Mineduc

2. Use short sentences to describe these monsters.



Freepik

---

---

---

---

---

---

# Reading

## Storytelling Time

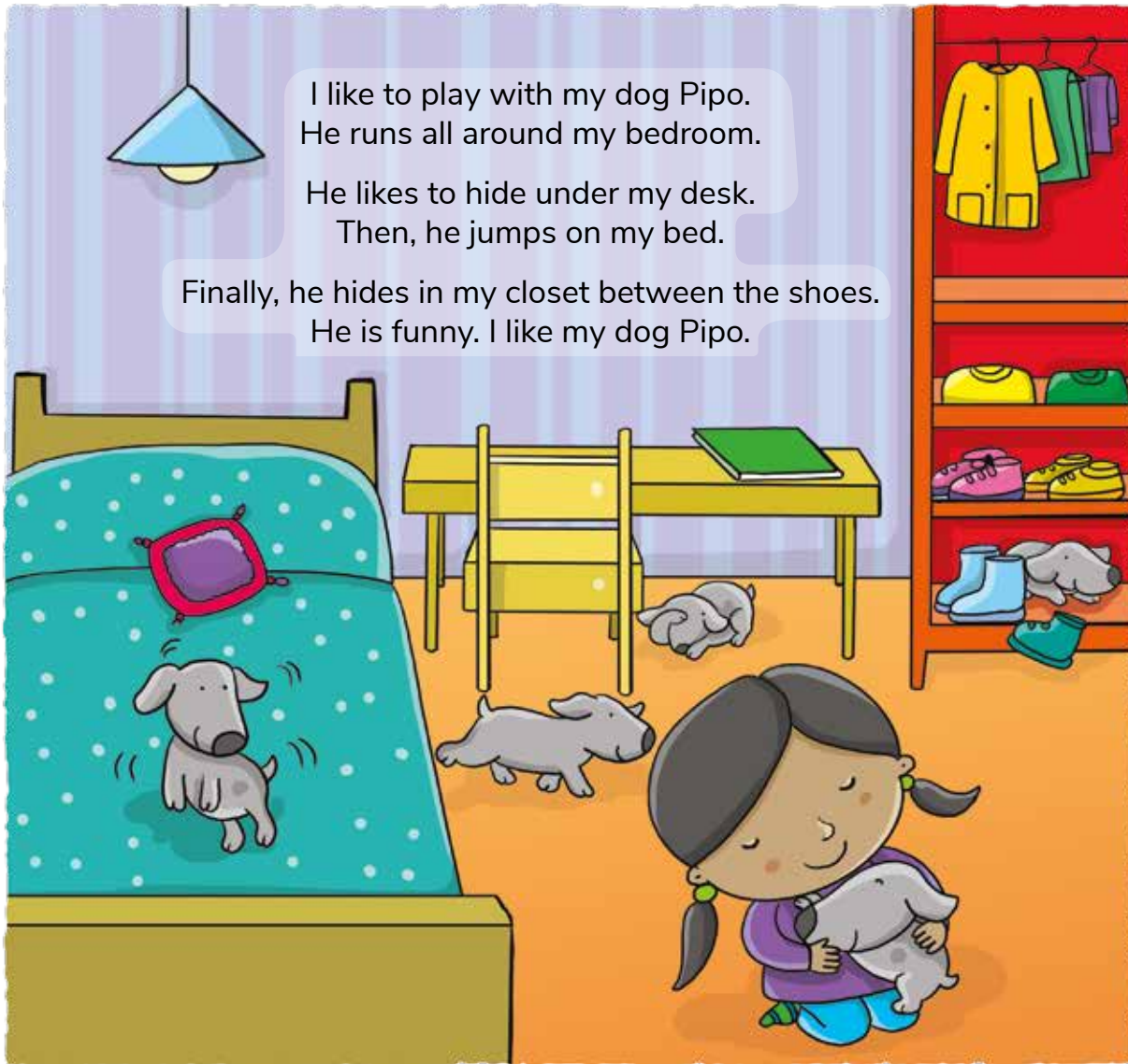


Audio

Listen to the recording

1. Look at the picture. What do you see?  
Listen to the story and read along.

### I Like My Dog Pipo



2. Answer the questions.

- Who runs around the bedroom?

---

---

- Where does Pipo like to hide?

---

---



# Writing

## Prepositions of Place

1. Complete each sentence using vocabulary words.

• The cat is in the box.



• The house is \_\_\_\_\_ the trees.



• The book is \_\_\_\_\_ the table.




• The boy is \_\_\_\_\_ the table.




2. Where is the ball? Write your answer on the line.

• \_\_\_\_\_



• \_\_\_\_\_




### Grammar Tip


Prepositions tell where people or things are.

### Vocabulary

in:



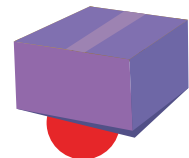
between:



on:



under:



# Phonics

## Sound ai

1. Listen and repeat.



Audio

Listen to the recording

i	i-e	igh	y	ie
pilot	ice	light	cry	pie
ice cream	bike	bright	my	tie
	ride	fight	try	

2. Color the words with /ai/ by their code.


ie - green

igh - blue

i-e - yellow

y - orange

i - white





# Oral Communication

## Vocabulary

light

heavy



bright

dark



old

new



short

long



## Descriptive Words

1. Complete each sentence using vocabulary words from the vocabulary box.

The night is dark,  
but the day is bright



The brick is heavy,  
but the feather is \_\_\_\_\_



I have an \_\_\_\_\_ pencil,  
and I have a \_\_\_\_\_ pencil, too.




Maria has \_\_\_\_\_ hair,  
but Elisa has \_\_\_\_\_ hair.

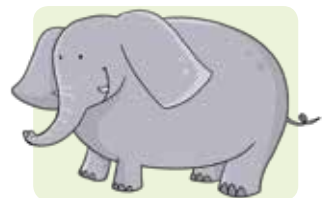


2. Use a line to match words with pictures.

heavy



light



bright






# Project 1

## Decode The Secret Message

1. Use the code box to solve the mystery message.



Example: H E L L O  
8 5 12 12 15

A	D	E	F	H	I	L	M	N	O	R	S	T	U	W	Y
1	4	5	6	8	9	12	13	14	15	18	19	20	21	23	24

▶ 6 18 9 4 1 24

▶ 20 21 5 19 4 1 24

▶ 19 21 14 4 1 24

▶ 13 15 14 4 1 24

▶ 23 5 4 14 5 19 4 1 24

▶ 19 1 20 21 18 4 1 24

▶ 20 8 21 18 19 4 1 24



2. Write your own secret message. Exchange the messages with your partner and try to decode each others' messages.

---



---



---

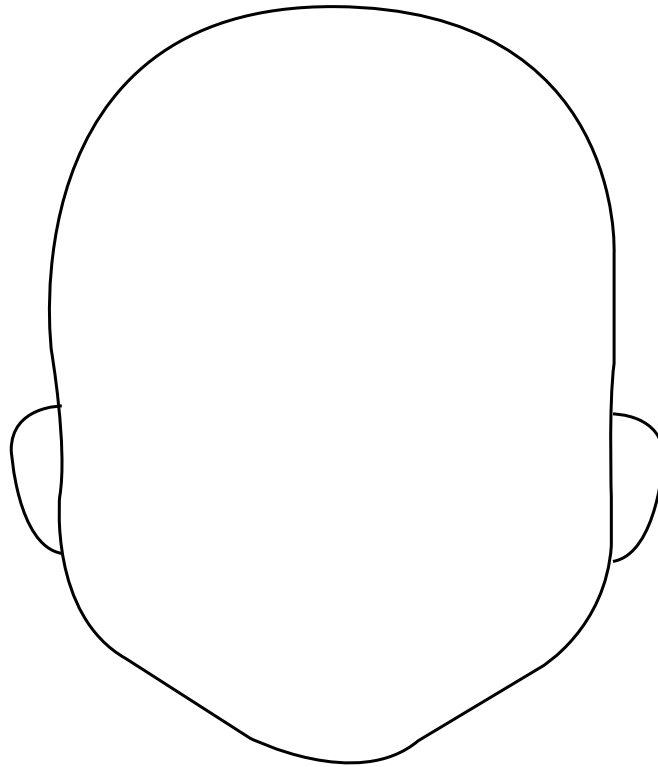


---




1— Draw according to the sentences:

- This person has long hair.
- This person has dark eyes.



2— Add an object to the picture according to the sentences:

- The book is on the table.



- The spider is in the jar.



- The cat is under the bed.



- The red hen is between the flowers.



3 Write a or an before the words:

- \_\_\_\_\_ apple
- \_\_\_\_\_ orange
- \_\_\_\_\_ dog
- \_\_\_\_\_ pizza
- \_\_\_\_\_ umbrella
- \_\_\_\_\_ ball

4 Describe the monster. Use short sentences.

The image shows a purple, furry monster with orange horns and a pink tongue sticking out. It is standing next to a large sheet of lined paper. A smaller, colorful monster is peeking from behind the top edge of the paper. The paper has several horizontal lines for writing.

I'm completing this self-evaluation based on what I learned in the module.

Self-evaluation	I check (✓) the box that most applies to me			
	😊	🙂	😐	☹️
Reflections				
Prepositions of place				
Describing a person				
Article a / an				



# Communication and Cultural Awareness

## Science

### Describing Things

#### Birds of Ecuador

1. Read the facts about hummingbirds.  
What body parts do they have?



#### Vocabulary

birds



beak



wings



feather



tail



Freepik

2. What is your favorite bird?  
Write 3 facts about your favourite bird.

---



---



---



# Language Through the Arts

1. Look at the pictures and read the words below.  
What happened to the monster?

## A Monster in My School

1. First



2. Next



3. Finally



Freepik

2. Build your story. Write 3 sentences about the pictures of the monster. Then, tell your story to the class.

---

---

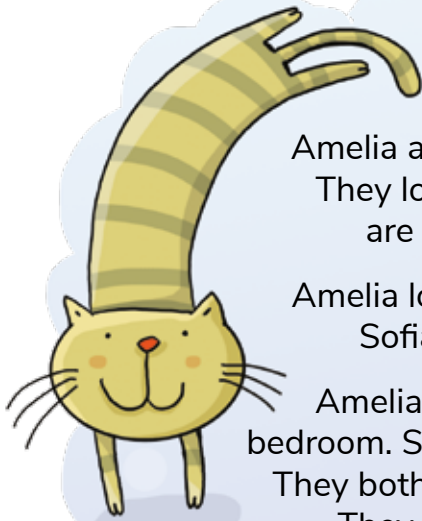
---

# Reading

## Storytelling Time

Read the story and then answer the questions below.

### Amelia and Sofia



Amelia and Sofia are twins.  
They look alike, but they  
are very different.

Amelia loves to play tennis.  
Sofia likes to cook.

Amelia reads a lot in her  
bedroom. Sofia sings all the time.  
They both love mom and dad.  
They are twin sisters.



©EulaliaComejo

### Grammar Tip

When answering the questions do not forget to use **prounoun + do / does** if the answer is positive, or **prounoun + don't / doesn't** when the answer is negative.

Yes, she does.

No, she doesn't.

Yes, they do.

No, they don't.

- Who are Amelia and Sofia?

---

- What does Sofia like to do?

---

- Do they love mom and dad?

---



Mineduc

# Writing

## Writing Stories

1. Write a short story about a hummingbird using the following words:

First, ...  
Next, ...  
Finally, ...

A large sheet of white lined paper with a pink sticky note at the top left corner. The paper has a hole punch along the top edge. The lines are horizontal and spaced evenly. The paper has a torn bottom edge.

2. Draw a picture of your story.

A large rectangular drawing area with a purple border and a light blue background. On the left side, there are seven green horizontal bars, each with a black circle at the end, resembling a spiral binding. The drawing area is mostly blank.



# Phonics

## Long o


1. Look at the pictures, listen and repeat.




Audio

Listen to the recording


rose



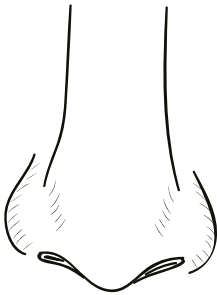
goat




rope




nose




robot



ghost




yogurt




pillow



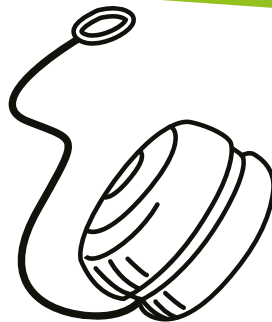
boat



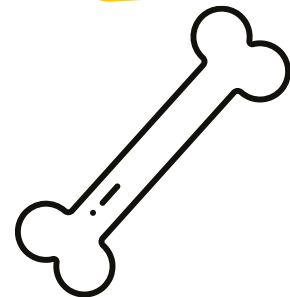
snow



yo-yo



bone



Freepik

2. Color long o pictures from the previous activity.

# Oral Communication


## Describing Animals

1. Work with a classmate. Use the words from the box to describe the pictures.

The cards are arranged in two rows of four. Each card has a word in a blue bubble at the top and an illustration below it. The words and illustrations are: 'light' with a monkey holding a banana; 'heavy' with a monkey holding a bunch of bananas; 'giraffe' with a giraffe; 'bunny' with a blue rabbit; 'short' with a boy with short curly hair; 'long' with a girl with long hair; 'soft' with a girl sitting on a blue pillow; 'hard' with a boy sitting on a brick.

2. Then write 3 sentences about the animals in this box.

- \_\_\_\_\_
- \_\_\_\_\_
- \_\_\_\_\_



1 — Complete the picture with the words from the box.

beak - wings - feather - tail



2 — Draw a line to match the preposition with the picture.

on

under

in

between

I'm completing this self-evaluation based on what I learned in the module.

Self-evaluation	I check ✓ the box that most applies to me			
	😊	🙂	😐	☹️
Topics				
Parts of bird				
Prepositions of place				



# Project 2

## Nature Observation Checklist

1. Take a walk outside your classroom with your teacher and classmates.

Checkmark  if you see any of the items below.



bird



cloud



flower




grass



insect



leaf



sun



tree



worm

2. Draw any of the items you saw and describe it to your classmates.