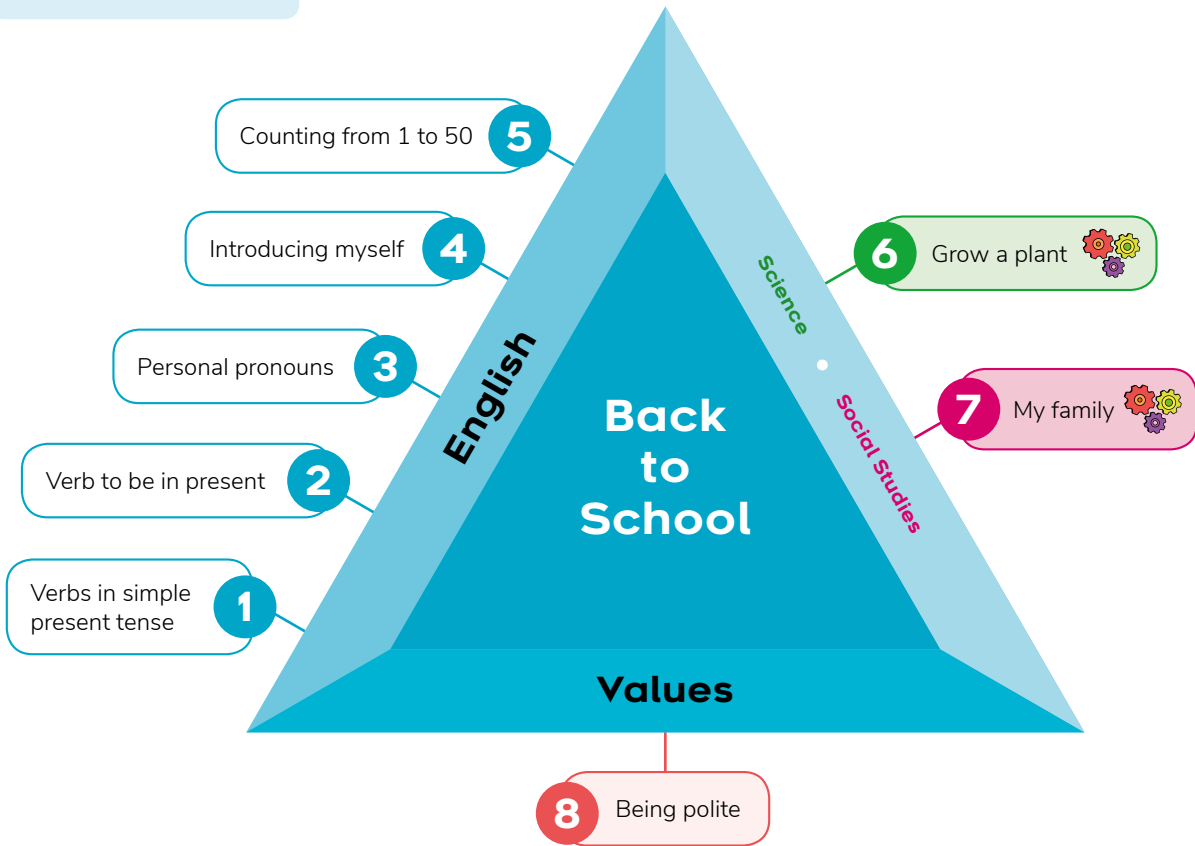


Curricular Threads: Communication and Cultural Awareness, Oral Communication, Reading, Listening, Writing, Phonics, Language Through the Arts

### Third Grade EGB



What do we want to learn this school year?

# Communication and Cultural Awareness



## Social Studies

Back to school

Good morning.

My name is

I'm  years old.



Freepik

### I Like My School

#### This is me

1. Draw a picture of yourself.

Who lives with you? Where do you live?

#### This is my family

2. Draw a picture of your family.  
Name your family members.

#### This is my house

3. Say what rooms you have in your house and draw them.

# Language Through the Arts

## Personal Pronouns

1. Write the corresponding personal pronoun.



▶    I am George.

\_\_\_\_\_ are my friends. ◀



▶ \_\_\_\_\_ is Alberto.

\_\_\_\_\_ is Ana Maria. ◀



▶ \_\_\_\_\_ is my horse.

\_\_\_\_\_ are students. ◀



▶ \_\_\_\_\_ are grandparents.

\_\_\_\_\_ are clowns. ◀



I
you
he
she
it
we
you
they

### Grammar Tip

A **pronoun** is a word that takes the place of a **noun**.

2. Draw a picture of you and your friends. Describe it.

Example: **He is Juan / She is Carolina.**

---

---

---

---

---

---

---

---



# Reading

## Verbs

Most verbs are action words. "To be" and "to have" are also verbs.

1. Read the paragraph. Use a green color pencil to color the verbs in the story.



Audio

Listen to the recording

### I like my school

I like my school. I have many friends there.  
In class, I read and write. Then, we go outside  
to eat an apple, jump and play. And when  
the day is over, I say goodbye to the teacher.  
I like my school.



2. Write the verbs from the story. Draw them.

1 like \_\_\_\_\_

2 \_\_\_\_\_

3 \_\_\_\_\_

4 \_\_\_\_\_

5 \_\_\_\_\_

6 \_\_\_\_\_

7 \_\_\_\_\_

8 \_\_\_\_\_

9 \_\_\_\_\_

10 \_\_\_\_\_




# Listening

1. Listen and circle the correct picture.



Audio

Listen to the recording



2. Find the verbs in the word search.



## Vocabulary

read



drink



run



swim



dance



Freepik / Mineduc

c	r	e	a	d	a	n	r	u	n
b	t	v	d	e	c	e	e	v	i
p	l	i	r	t	n	o	v	b	n
i	a	s	i	e	c	o	r	h	d
o	m	v	n	a	z	t	v	a	a
p	p	e	k	a	b	p	f	a	n
l	u	g	h	h	s	l	r	u	c
s	w	i	m	k	a	y	s	u	e

# Phonics

## Short Vowel Sounds

### My Cat, Pat

I have a cat. Its name is Pat.  
He sat on a mat. I like my cat Pat.



Audio  
Listen to the recording

1. Write the word in the box.

sat

Pat

cat

mat

2. Trace the words:

I have a bat.

I see a mop.

The pig is fat.

I see a cat.





# Oral Communication


## Being Polite



Audio

Listen to the recording

1. Look at the picture. What can you see?
2. Listen to the dialogue, then read it and act it out with your classmate.



# Communication and Cultural Awareness

## What Day is Today?

**Grammar Tip**

Days of the week and months of the year begin with a capital letter.



1. Listen and complete each day of the week with the correct letter.

M onday

\_\_\_\_\_ riday

\_\_\_\_\_ uesday

\_\_\_\_\_ aturday

\_\_\_\_\_ ednesday

\_\_\_\_\_ unday

\_\_\_\_\_ hursday



Audio

Listen to the recording

2. Draw a line to match the action verb with the corresponding picture.



sleep



jump



drink



run



cut



wash

3. Write what you do every day.

---



---



---



---



---



---





# Language Through the Arts

Months of the year begin with a capital letter

1. Fill in the blanks with the missing letters.



Audio

Listen to the recording

J a n u a r y

\_ e b r u \_ r y

\_ a \_ c h

\_ p r i l

\_ a \_

\_ u \_ e

\_ u \_ y

\_ u g u s \_

\_ e p t e \_ b e r


\_ c t o b e \_

\_ o \_ e m b e \_

\_ e c e \_ b e r



2. Make a collage or draw all the months of the year.  
Say what we do in each month.



# Reading

Do you have a friend? What does your friend like to do?

## Reading Comprehension

1. Listen, then read the text.



Audio

Listen to the recording



2. Answer the questions.

- What's the name of the boy?

---

- What fruit does he like to eat?

---

- After playing in the swings, where does he go?

---



# Writing

## Sequencing

1. Read the story.
2. Cut the pictures from page 25 and paste them on this page.
3. Put the events in order.
4. Write a sentence under each picture.



Audio

Listen to the recording



Vocabulary

Long a





cake

bake

take

## Baking a Cake

My mom and I like to **bake**. First, we put all the ingredients on the **table**. Then, we mix them together. At the end, we **bake** the **cake**. Then, we enjoy!



# Phonics

1. Listen and repeat the words.



Audio

Listen to the recording

## Short vowel sounds


cap	bed	pull	ten
egg	fun	pen	rock
pig	fat	big	look
win	nest	hoodie	kid
frog	push	hat	foot

2. Find these words in the word search and pronounce them.

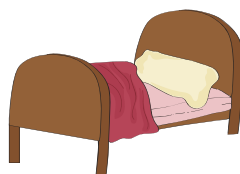


Freepik

q	c	a	p	t	y	l	u	b	e	d	v	x
i	o	h	i	a	s	e	d	x	j	r	z	s
f	r	o	g	j	k	g	l	x	x	f	r	p
q	a	e	s	o	z	g	x	s	o	j	u	e
c	b	t	n	m	q	e	n	r	p	s	f	n
e	r	o	t	y	u	i	o	g	o	x	v	b
p	u	l	l	a	w	n	h	o	o	d	i	e
s	s	z	r	a	z	a	u	r	f	u	f	n
s	g	b	i	g	j	g	o	f	o	o	t	q
u	f	v	v	u	g	p	u	s	h	c	d	m
t	s	u	n	n	d	f	a	j	j	n	f	m
q	e	u	s	h	f	u	n	a	k	e	f	k
w	f	n	f	a	s	t	a	o	f	s	f	c
y	f	y	s	t	s	r	o	f	n	t	p	o
k	i	d	j	a	k	l	s	l	s	k	m	r



Freepik



Non-Commercial Licence

# Oral Communication



Audio

Listen to the recording

1. Listen and circle the best answer.

• Today's weather is:



sunny



cloudy




rainy

• I see a yellow cat.



• I have three apples.



• She is running.



2. Say the sentences for the other pictures in the previous task.



# Project 1



## Science Connection



### What you need:

- cotton



- plastic cup



- seeds



- water



### Follow the steps:

1. First, place your plastic cup on your desk.



2. Next, put some cotton balls inside the cup.



3. Then, put some seeds inside the cup.



4. Your teacher will help you to add some water.



5. Observe the seeds for a week. Take notes of what happens.



My observations:

---



---



---



---



---



1 — Draw a line from the picture to the verb.



walk

sleep

swim

jump

write

2 — Write the beginning letter of the days of the week.



\_\_\_\_\_ onday

\_\_\_\_\_ riday

\_\_\_\_\_ uesday

\_\_\_\_\_ aturday

\_\_\_\_\_ ednesday

\_\_\_\_\_ unday

\_\_\_\_\_ hursday



### MY WEEK

3 — Use short vowel sound words to complete the sentences.

I have a \_\_\_\_\_.



I see a \_\_\_\_\_.




She is \_\_\_\_\_.



### Sequencing

4 — Put the events in order:



We put all the ingredients on the table.



We eat them all.



We prepare the ingredients.



We cook them together.

©Eulalia Cornejo

I'm completing this self-evaluation based on what I learned in the module.

Self-evaluation	I check ✓ the box that most applies to me			
	Topics	😊	🙂	😐
Action verbs				
Days of the week				
Phonics vocabulary				
Sequencing				

Freepik

Non-Commercial Licence

# Communication and Cultural Awareness

## Let's Count!

I count every day!

I count every day!

I count everything! One, two, three, four birds.

Five, six, seven, eight, nine, ten, clouds.

Eleven, twelve, thirteen, fourteen, fifteen, sixteen, seventeen, eighteen, nineteen, twenty bees.

Thirty ants say "hello" to me!

Forty butterflies fly around!

Fifty red flowers for my mom.

I am very happy when I count.



Cut the cards with number words from page 25 and then, paste them on the correct box.



Audio

[Listen to the recording](#)

10

15

20

25

30

35

40

45

50

55

# Language Through the Arts

Simple present tense. Add an "s" to some verbs when using **he**, **she** and **it**.

1. Write sentences using **he**, **she** and **it** with the following verbs: buys, wants, jumps.

Example: **She** buys apples.



a. \_\_\_\_\_




b. \_\_\_\_\_



c. \_\_\_\_\_



2. Draw your friend. Write what **she/he** does for fun.

A large empty rectangular box with a blue border and four colored dots (green, yellow, purple, orange) at the corners, intended for drawing a friend.

\_\_\_\_\_

\_\_\_\_\_

\_\_\_\_\_

\_\_\_\_\_

\_\_\_\_\_

\_\_\_\_\_

\_\_\_\_\_

\_\_\_\_\_

\_\_\_\_\_

\_\_\_\_\_



# Reading

## 1. Read the Story

### My Dog Toto

My dog Toto is a fun dog. He is kind.  
He loves to play with me.

He is brown and short. He is noisy. He barks all the time!

I like Toto.

Freepik

## 2. Draw a picture of Toto.

## 3. Color the adjectives in the story above with a red coloring pencil. Write the adjectives you found in the story on the lines below.

Freepik



Audio

[Listen to the recording](#)

### Grammar Tip

Remember: **Adjectives** describe nouns.



Mineduc

# Writing

An adjective is a word that describes a noun.

1. Color the adjectives with a red coloring pencil. Then write them on the lines.

Example: The **brown** dog is Toto.

\_\_\_\_\_ **brown** \_\_\_\_\_

- The small horse is beautiful.

\_\_\_\_\_

- The fat hen is noisy.

\_\_\_\_\_


- The little bear is soft.

\_\_\_\_\_



Audio


Listen to the recording



## Practice the Verb to be

2. Write **am**, **is**, **are** on the blank.

• I am a teacher.




• He \_\_\_\_\_ my friend.



• We \_\_\_\_\_ students.



• They \_\_\_\_\_ parents.



Freepik

Freepik

Freepik



# Phonics

## Long a



Audio

Listen to the recording



ai	ay
paint	gray
train	pay
rain	may
snail	stay
brain	play

1. Read the story aloud.



2. Draw a picture for each word.

t

r

ai

n

p

l



ay

# Oral Communication


## Interview A Classmate

Ask a classmate some questions. Then, read your information to the class.

### My Classmate Is...

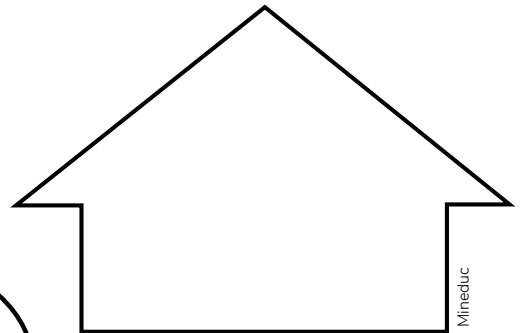



What is your favorite food?




Do you have brothers or sisters?

Do you have any pets?



What is your favorite color?



1 Write number words on the line.

20 \_\_\_\_\_

25 \_\_\_\_\_

30 \_\_\_\_\_

35 \_\_\_\_\_

40 \_\_\_\_\_

45 \_\_\_\_\_

2 Write a sentence for each picture.



▶ \_\_\_\_\_



▶ \_\_\_\_\_



▶ \_\_\_\_\_

Freepik

Freepik

I'm completing this self-evaluation based on what I learned in the module.

Self-evaluation	I check ✓ the box that most applies to me			
	Topics	😊	🙂	😐
I can count till 50.				
I can write sentences using action words.				



# Project 2

## Show and Tell

### All about me

1. Fill in your answers.
2. Tell your partner about yourself.

I live with



My

friends

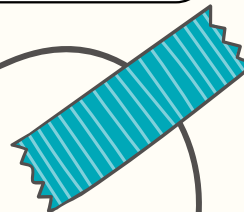
are

\_\_\_\_\_

\_\_\_\_\_

\_\_\_\_\_


My favorite movie



\_\_\_\_\_



My favorite activities



I am \_\_\_\_\_ years old.

I am good at



My favorite:

color

food

animal

My favorite books:



# Cutout

Cut and paste number words on page 17.

ten

fifteen

twenty

twenty-five

thirty

thirty-five

forty

fifty-five

forty-five

fifty



Cut and paste on page 11.



